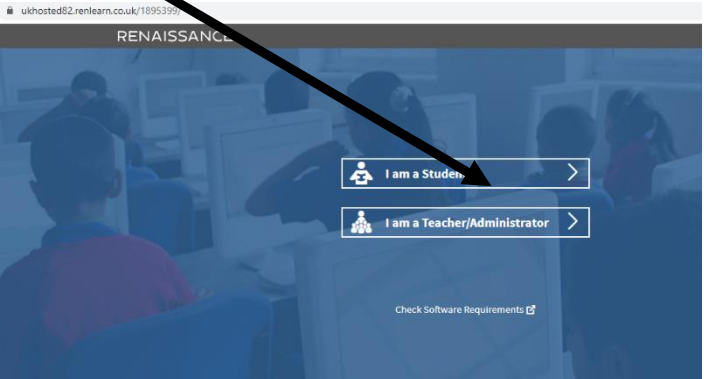
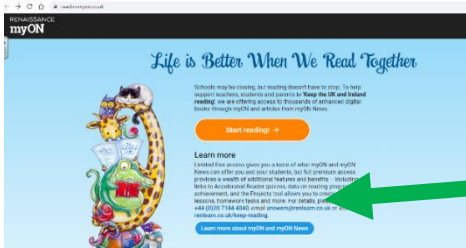


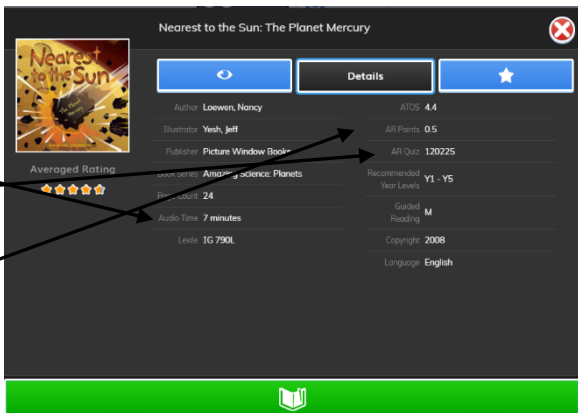
All Saints' CE Junior School - Year 3 - W/C: -Monday 15th June 2020

Hi everyone! 😊

Here is this week's home-learning - Please remember, you do not need to complete all the tasks set, we have tried to set too much work, rather than not enough.

Any problems, please don't hesitate to email the year 3 team on: Year3asw@welearn365.com.

Homework	What to do...	What to write down...	Extra information...
Daily Reading ideas	<p>ACTIVITY:</p> <p>Look at this week's writing task for reading activity as it incorporates it together.</p>	<p>You can now access your AR account and complete quizzes at home using the link: https://Ukhosted82.renlearn.co.uk/1895399</p> <p>Use your usual log-in details, if you can't remember these, please email us at year3asw@welearn365.com</p> <p>The following website (see below) has over 7000 online books/texts (95% of these can also be accessed as audio books as well).</p>	 <p>Also, the majority of books are linked to AR and have quizzes that you can complete when you've finished reading:</p> <p>https://readon.myon.co.uk/</p> <p>1. Click on 'Start Reading!'</p> <p>You'll find a huge range of books, if you use the 'Search' button you can find books suitable to your reading level.</p> 

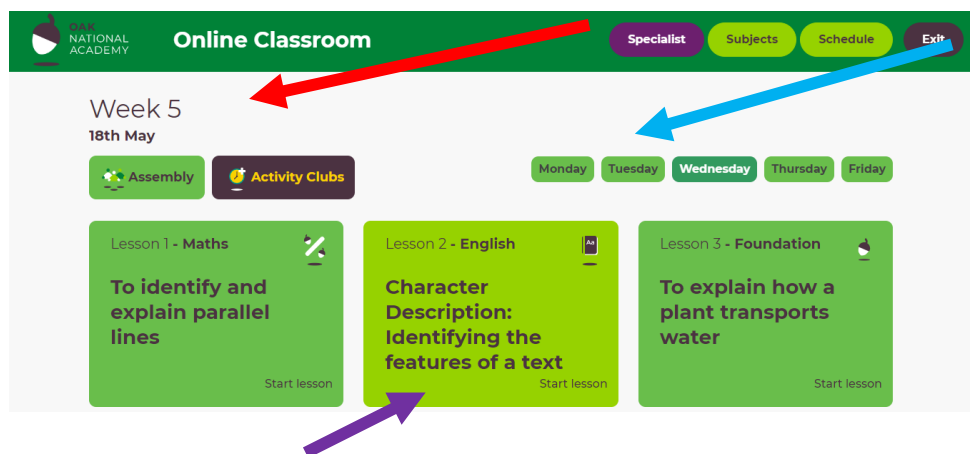
		<p>2. Choose a book and click info, this will tell you lots of information about the book, including:</p> <ul style="list-style-type: none">- how long the audiobook lasts- the AR Quiz number- the AR points you'll receive for that text											
<p>Daily spellings</p>	<p>Each week you will be sent a list of words to practise.</p> <p>Monday - Read your spelling words and write them out to practise your handwriting.</p> <p>Tuesday - Look, Cover, Write, Check with the words three times.</p> <p>Wednesday - Are there any tricky parts of the word? How can you remember them?</p> <p>Thursday - write each word in a sentence.</p> <p>Friday - Create your own poster with the words/or a spelling quiz</p>	<p>Make sure your presentation is as neat as it is at school.</p> <p>→</p>	<p>You could also go on spelling shed to practice your spellings too!</p> <p>https://www.spellingshed.com/en-gb</p> <p><u>This week's spellings:</u> The 'k' sound spelled 'ch'</p> <table><tr><td>scheme</td><td>stomach</td></tr><tr><td>chorus</td><td>monarch</td></tr><tr><td>chemist</td><td>school</td></tr><tr><td>echo</td><td>anchor</td></tr><tr><td>character</td><td>chaos</td></tr></table>	scheme	stomach	chorus	monarch	chemist	school	echo	anchor	character	chaos
scheme	stomach												
chorus	monarch												
chemist	school												
echo	anchor												
character	chaos												

Daily
writing
ideas.

ACTIVITY 1:

This week we are going to be using the National Academy website again for your English. **Before you start work each day, you will need a pen/pencil and paper to write on.** (Don't worry if it looks too much, just do as much as you can.) 😊

- 1) Please click this link and follow the lessons for Week 5 (18th May).
<https://www.thenational.academy/online-classroom/year-3#schedule>. When you open this link, scroll down until you see **week 5**.



- 2) Select the **English lesson** for each day (Make sure you start with Monday and then work through the week as the lessons link together). You will be able to see a teacher explaining things to you. (There is a **tab** where you can click on the English activity throughout the week)
- 3) This week you will be looking at **character descriptions** again.
- 4) After each activity you need to click **next** and follow instructions given by the online teachers; Miss Cleasby, Mr Mac & Mr Phillips

Introductory Quiz

This quiz will help you to check any previous learning on this topic, and re-cap anything you may have forgotten. Once you have completed this, click 'Close Quiz' and then 'Next Activity' below.



You could record your work on **paper or Microsoft Word**.
Challenge: Can you edit your work when you have finished to improve it?


Another idea:

Use the Pobble365 website www.pobble365.com.

Each day there will be a NEW picture. Have a careful look at the picture. You could write a story based on this image. There will be a 'Story Starter' for you to use if you wish.

TWINKL LOGIN:

Visit Twinkl: www.twinkl.co.uk/offer and enter the code: UKTWINKLHELPS



ACTIVITY 2:

This week, I would like you to re-write one of your favourite fairy tales in your own words. Thinking carefully about: *paragraphs, adjectives, sentence structure, openers, punctuation.*

You could make it even more personal by changing certain aspects of the story E.g. the characters or the setting or just certain items. (The more you change the more complicated it becomes but be creative).

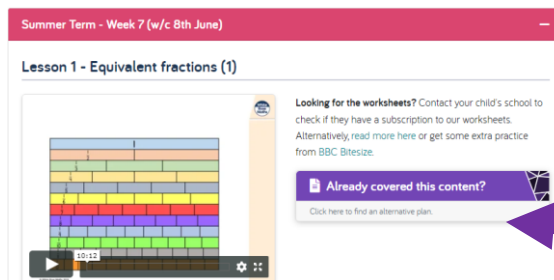
Mrs Wilkins idea (which you could magpie).

I really like the fairy tale, 'The Three Little Pigs'. I am going to change the pigs into 'Little Ducks' and the wolf into 'A Big Bad Fox'. The rest of the story will stay exactly the same. To challenge myself more, I could change the setting and have it set around a massive lake.

Daily maths ideas

Go onto this website every day and complete the maths activity:

<https://whiterosemaths.com/homelearning/year-3/>



On the website, this week's learning would be on equivalent fractions. As you have only just recapped this, I would like you to click on this link or see link below.

<https://wrm-13b48.kxcdn.com/wp-content/uploads/2020/06/Y3-Week-7-Alternative-Plan.pdf>

Already covered this content? Year 3 Week 7 w/c 8th June		
We're aware that some of you will have already covered this content earlier in the lockdown period. If this is the case, here are your alternative lessons for Summer Week 7		
Topic	Video	Premium Subscriber? (Get the worksheet!)
Measure length	https://vimeo.com/425533376	Spring Block 1 Measure length
Equivalent lengths (m and cm)	https://vimeo.com/425533386	Spring Block 1 Equivalent lengths (m and cm)
Equivalent lengths (cm and mm)	https://vimeo.com/425533397	Spring Block 1 Equivalent lengths (cm and mm)
Compare lengths	https://vimeo.com/425533405	Spring Block 1 Compare lengths

It then provides work which recaps measurement (length). When you click on the hyperlink, next to each lesson, it will take you to the video.

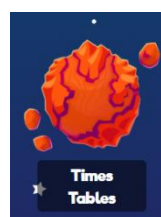
Complete worksheets attached to the email as usual and access the sheets and the answers on the All Saints' Website:

http://www.allsaintsemcotefederation.co.uk/web/year_3/465932 😊

Times tables practice:

- 1.) Visit the www.welearn365.com portal. Type in your username and password (that you use to log in to the computers at school).
 - Click on the 'j2e creative tools' app.
 - Type in J2blast-Times table games and spelling games

- 2.) Maths shed- <https://www.mathshed.com/>




(Use your spelling shed login)





Go into Maths Shed and select the times tables. Choose the right times tables for you (I would practice 2, 3, 4, 5, 8 and 10's) and select

whether you want to practice multiplying, dividing or both.





Times Tables					
Mixed	Single	Hitblast	Hitblast + 10seconds	Year 4 MTC	
2 - 12s	+	+	+	+	2 / 2
2s, 5s & 10s	+	+	+	+	2 / 2
3s, 4s & 6s	+	+	+	+	2 / 2
2s, 3s, 4s, 5s, 6s & 10s	+	+	+	+	2 / 2
3s, 6s & 9s	+	+	+	+	2 / 2
4s, 8s & 12s	+	+	+	+	2 / 2
4s, 6s, 7s & 8s	+	+	+	+	2 / 2
11s & 12s	+	+	+	+	2 / 2

- 3.) 'Topmark' times table games (including Hit the Button)- <http://www.topmarks.co.uk/maths-games/7-11-years/times-tables>































	<p>(You can either print the worksheet off or you can just write the answers down on a piece of paper.)</p> <p>However, if you want to recap equivalent fractions again, that is absolutely fine. Just email the year 3 team at: year3asw@welearn365.com and we will send you the related worksheets.</p>	
Weekly Topic work	<p><u>Ancient Egyptians</u></p> <p>This week we would have looked at how the ancient Egyptians communicated through Hieroglyphics.</p> <p><u>YOUR ACTIVITY:</u></p> <ol style="list-style-type: none"> 1.) Go to this link on the BBC which explains what hieroglyphics are and what they were used for. https://www.bbc.co.uk/bitesize/topics/zq87xnb/articles/zvw3mfr 2.) If you want, you can watch this 'Awful Egyptians' song which discusses hieroglyphics: https://www.bbc.co.uk/cbbc/joinin/spell-you-name-with-hieroglyphics (Make sure you scroll down) 3.) <u>ACTIVITY 1:</u> Have a go at the hieroglyphic code cracker sheet that I have attached at the bottom of the home-learning. Can you work out the hidden words? 4.) <u>ACTIVITY 2:</u> Can you write your own message or word using hieroglyphics for someone else to solve? Can you write your own name? Be creative and try writing them using different colours and sizes. Mrs Wilkins & Mrs Riman would love to see your designs. Email us on : year3asw@welearn365.com 	
Weekly science work	<p><u>Learning about Food Chains</u></p> <p>Go to this link: https://www.bbc.co.uk/bitesize/articles/zrjw7nb</p> <ol style="list-style-type: none"> 1) Watch the animation and find out what a food chain is. 2) Read the information below the video on the website to find out more. 3) <u>ACTIVITY 1:</u> Each habitat has its own food chain based on the animals and plants found there. Explore the interactive scenes and build your own food chains. 	<p>Here are some science websites if you want to find out more about any science topic:</p> <p>https://www.sciencekids.co.nz/</p> <p>https://wowscience.co.uk/</p> <p>https://www.bbc.co.uk/teach/ks2-science/zf3kt39</p> <p>https://www.bbc.co.uk/bitesize/subjects/z2pfb9q</p>


























	<div>  </div> <p>4) ACTIVITY 2: Can you put the food chain in the correct order?</p> <div>  </div> <p>5) ACTIVITY 3: Test your knowledge of food chains with a quiz</p> <div>  </div>			
Enrichment Ideas	Please see below. Complete these tasks if you have time and you would like to.	You do not need to write anything down.	Have fun completing these tasks with your family.	
<p><u>Play a board game</u></p> <p>This week, try and play a board game with your family. Which one is your favourite?</p> <p>Mrs Wilkins favourite board game she used to play as a child was Ludo 😊</p>		<p><u>FUN GAMES TO DO AS A FAMILY:</u></p> <p><u>Staring contest</u></p> <p>Ultimate game for eye contact! The child that holds off from blinking the longest is the winner. Can do the laughing version - winner is the one that doesn't laugh!</p> <p><u>One Sentence Story</u></p> <p>Sit in a circle. The adult starts a story off with a single sentence. It could be something like 'One day a unicorn went into the forest.' Then the next child/adult will carry on the story by saying a sentence, e.g. 'It saw a monster.' Carry on round the circle, with each of you offering part of the story until you finish.</p>		<p><u>QUIZ TIME</u></p> <p>Write a 5-question general knowledge quiz all about you and test you family with your questions! Maybe you could offer them a handmade prize?</p> <p>Or go on the CBBC website where they have lots of quizzes you can have a go at:</p> <p>https://www.bbc.co.uk/cbbc/quizzes</p>
<p><u>GET IN CONTACT</u></p> <p>It is important that we stay in touch with our close friends and family. Why not:</p> <ul style="list-style-type: none"> • Phone them? Email them? • Write them a letter or a postcard? • Draw them a nice picture? 		<p><u>PUFFY PAINTING</u></p> <p>https://www.happinessishomemade.net/homemade-microwave-puffy-paint/</p> <div>  </div> <p>Have a go at creating your own puffy paintings. Click on this link which explains how to make it. Looks like great fun! (MAY NEED ADULT SUPERVISION TO FINISH)</p>		<p><u>SPORT CHALLENGE</u></p> <p>Try out some of these sports challenges. Go to this website and work your way through the sporting challenges alphabet.</p> <p>http://www.thinkactive.org/wethinkactive/kids-active-learning/a-z-challenge/</p>

Topic

<p><u>Create your own hieroglyphics alphabet</u> (Think about the symbols you would use and what they represent)</p> <p>Use this to create a sentence for someone to decipher.</p> 	<p><u>Research and create a fact file about a Pharaoh (not Tutankhamen as looking at him more closely in class)</u></p> <p>Try to include:</p> <ul style="list-style-type: none"> → Name → Dates → Any interesting facts about them 	<p>Imagine you are a Pharaoh.</p> <p><u>You are to build your own pyramid and make at least one piece of treasure</u> based on an Egyptian artefact that you would want to have in your tomb to take to the afterlife.</p> <p>You can build your pyramid from a variety of materials.</p> <p>(Please don't make it bigger than a shoe box)</p>
<p><u>Create a board game based around the Ancient Egyptians</u></p> <p>This could be a question and answer style game, top trumps or one that involves counters.</p> <p>(Don't forget to include instructions on how to play the game)</p>	<div style="text-align: center;">  <h1 style="margin: 0;">Year 3</h1> <h2 style="margin: 0;">Egyptian Homework</h2>  </div>	<p><u>Write some Egyptian themed jokes that you can share with the class</u> (At least 8 different jokes)</p>  <p>Think about how you can write these down in a fun but presentable way.</p>
<p><u>Design your own Egyptian God.</u></p> <p>Ancient Egyptians worshipped different gods. Research some the gods and then create your own Ancient Egyptian God.</p> <ul style="list-style-type: none"> → What would they be called? → What would they be the god of? → How might people worship him or her? <p>Make sure you draw a picture to show what they would look like.</p>	<p><u>Using the word 'Egyptians' create an Acrostic poem</u></p> <p>Remember the first letter of each line of the poem should spell out the word 'Egyptians'. The poem also needs to include facts to do with the Ancient Egyptians.</p>	<p><u>Design a holiday poster or leaflet to advertise a trip to Egypt.</u></p> <p>You will need to research key places/attractions that people would like to visit and why Egypt is a great place to visit.</p> <p>Remember to:</p> <ul style="list-style-type: none"> → Make it bold and colourful. → Include places of interest → Be persuasive → Use bossy verbs → Include text and images

HIEROGLYPHICS

A 	B 	B 	C 	D 	E 
F 	G 	H 	H 	I 	J 
K 	L 	M 	N 	N 	O 
P 	Q 	R 	S 	T 	T 
U 	V 	W 	X 	Y 	Z 

Egyptian Hieroglyphs



a



b



c



d



e



f



g



h



i



j



k



l



m



n



o



p



q



r



s



t



u



v



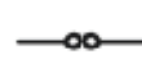
w



x



y



z

twinkl

visit [twinkl.com](https://www.twinkl.com)