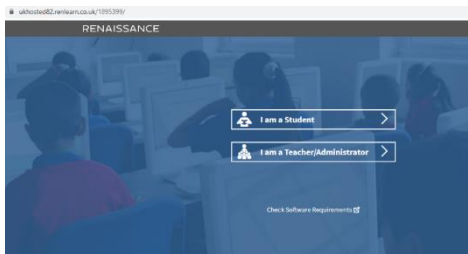



All Saints' CE Junior School - Year 6 W/C 15.06.20

Dear Year 6,

We would like to emphasise again that there are **NO** expectations for you to complete all the work set or submit it to us. If you would like to share any work you have completed via our year group email, we welcome it. If you're able to send any pictures, that would be great too as they can be added to website. We appreciate that internet access can be limited; **so more importantly** we want you **stay calm, relaxed and enjoy your time with your family.** Remember, if you have got any questions on the homework, please email Miss Cherry and Mrs Uppal on: year6ASW@welearn365.com

Here is a summary of your weekly homework whilst the school is closed.

Homework	What to do...	What to write down...	Extra information...
Reading	<p>Here is a remainder how you access AR quizzes at home; follow these steps:</p> <p>You can log in to Renaissance Home Connect from any computer with an Internet connection and compatible browser using the link below: https://Ukhosted82.renlearn.co.uk/1895399</p>  <ol style="list-style-type: none">1. Login into AR. If you've forgotten it, email Miss Cherry and I on: year6ASW@welearn365.com2. Complete a quiz on your chosen book.3. If you are not if your book has an AR quiz, remember that you can search for it by the title or author. <p>If you've run out of books, don't worry; you can use this website: https://readon.myon.co.uk/ To access the online books, follow the link and click on 'Start Reading!'</p> <p><i>By clicking on the search button, you will find a huge range of books:</i></p> <p><u>Activities we would like you to complete throughout the week:</u></p> <ol style="list-style-type: none">1. Visit the www.welearn365.com portal2. Click on My Mail	<p>If you can, print off the booklets and record answers on the sheets.</p> <p>If you do not have access to a printer, write your answers on paper/in a notebook with the title of the comprehension you are doing.</p>	<p>If you are struggling to find books to read, use the links below: https://literacytrust.org.uk/family-zone/</p>

	<p>3. We have sent you an email to be able to access a Shared Folder, called ‘Summer 2020- Week 3’</p> <p>1. Poetry (Throwing a Tree) reading questions; there is a reading and answer booklet. Also, a mark scheme is added so you can check your answers. (pdf)</p> <p>2. All about birds- you can pick the level (pdf).</p> <p>3. Stephen Hawing- you can pick the level (pdf).</p>													
<p>Spellings</p> <p><i>These should be practised daily.</i></p>	<p>Every Friday, we will set your new spelling list on Spelling Shed. Once you have completed the games set, record this week’s spellings (there will be 10). This week, is list 31.</p> <p>Other activities you could do to practise your spellings:</p> <ul style="list-style-type: none">- Look, Cover, Write, Check- Use a dictionary to find the definition of each word.- Draw a picture to represent each word.- Make a word search that includes this week’s spelling words. <p>Also, you could complete the following activity.</p> <div><p>Add any suitable spelling list words to describe this image:</p></div>	<p>Complete these activities on a piece of paper/in a notebook.</p>	<p><u>This week’s spelling list:</u></p> <table><tr><th>Spellings</th></tr><tr><td>picturesque</td></tr><tr><td>magnificent</td></tr><tr><td>regal</td></tr><tr><td>tranquil</td></tr><tr><td>sinister</td></tr><tr><td>unsightly</td></tr><tr><td>spectacular</td></tr><tr><td>majestic</td></tr><tr><td>noiseless</td></tr><tr><td>bustling</td></tr></table>	Spellings	picturesque	magnificent	regal	tranquil	sinister	unsightly	spectacular	majestic	noiseless	bustling
Spellings														
picturesque														
magnificent														
regal														
tranquil														
sinister														
unsightly														
spectacular														
majestic														
noiseless														
bustling														

Literacy	<p><u>SPAG.com</u> Whenever you can, log on to SPAG.com, using your username and password in the back of your reading diaries. Work for 20 minutes completing the tests available.</p> <p><u>Writing:</u></p> <p>In the Shared Folder, there are five different writing activities (one for each day) that you can choose from. The PowerPoint is called: <u>‘Let’s get writing’ 1.</u></p>	<p>Try to keep your handwriting neatly joined, where possible, and remember not to join your capital letters. Writing could be typed on a computer, or handwritten on a piece of paper/in a notebook.</p>	<p>Remember techniques to include: fronted adverbials, parenthesis, expanded noun phrases, range of punctuation, range of sentence lengths etc. Challenge: Can you edit your work when you have finished to improve it?</p>
----------	--	--	--

Maths	<p>- Visit the www.welearn365.com portal. Type in your username and password (that you use to log in to the computers at school). - Click on the ‘j2e creative tools’ app. - Go on to ttblast - practise your quick recall of times tables. Please do this daily for 15 minutes.</p> <p>Activities we would like you to complete throughout the week:</p> <ol style="list-style-type: none"> 1. https://drive.google.com/file/d/0ByL6b54iUk1WMVBKSIBNdG54MUk/view Angles, Lines and Construction. 2. https://drive.google.com/file/d/0ByL6b54iUk1WTm80MU9SQTJCZFk/view Measurement and Converting Units. 3. https://drive.google.com/file/d/0ByL6b54iUk1WaTVUYjhMOTNyUE0/view Perimeter <p>You could print off the sheets and write on these, <u>or</u> you could record your answers on a piece of paper/in a notebook. If you are not sure how to complete a question, click on the YouTube link for an explanation and the answer.</p> <ol style="list-style-type: none"> 4. Watch each lesson on https://resources.whiterosemaths.com/wp-content/uploads/2020/05/Year-6-Week-6.pdf <p>All the worksheets and answers can be found on the One Drive.</p>	<p>Record your answers on printed out sheets or on a piece of paper/in a notebook.</p>	<p>If you want an <u>extra challenge</u>: Fractions into Percentages (Third Space)</p>
-------	--	--	---

**Weekly
Topic/
Science
activities**

Topic

Key Question:

How was Islam able to expand so far, and so quickly, after the prophet Muhammad's death?

1. Visit the www.welearn365.com portal
2. Click on My Mail
3. We have sent you an email to be able to access this week's Shared Folder.

Go through the Powerpoint: 15.06.20 Topic PPT

This Powerpoint looks into the key question: How was Islam able to expand so far, and so quickly, after the prophet Muhammed's death?

Stop at slide 13

Write your own answer to this question. Which of the reasons do you think were key to the Islamic Empire's success?

You could either write up your answer into a Word Document, or handwriting on a piece of paper.

Science: What are the different animal kingdoms?

Using the Oak National Academy follow the steps on the following link:

<https://www.thenational.academy/year-6/foundation/what-are-the-different-animal-kingdoms-year-6-wk3-3>

You start with a quiz:

Whilst watching the video, you'll be asked to pause it and write your answers:

Science - Year 6 - Week 2 - Lesson 3 -
Fossil evidence - Quiz 1

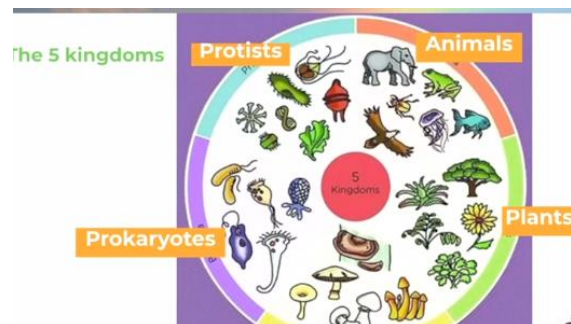
These questions are based on things we learnt last lesson. Don't worry if you can't remember! Just have a try. We will recap at the beginning of this lesson.

*Required

What is a characteristic? *

1 point

- ☐ The process by which living things gradually change over time
- ☐ The differences between organisms in a species
- ☐ The physical features of an organism e.g. hair colour



If you wish to learn more before next week, have a look at:

<https://www.ducksters.com/history/islam/>

<https://www.theschoolrun.com/homeework-help/baghdad-c900>

If you fancy something different, try this website:

<https://climatedetectives.esa.int/home/>

Enrichment activities.

This week the focus is on PE- The Virtual School Games:

Click on this website and work your way through the alphabet. There is a different P.E challenge for each letter, so 26 challenges! You're not expected to finish them all this week, so take your time.

<http://www.thinkactive.org/wethinkactive/kids-active-learning/a-z-challenge/>

