

All Saints' CE Junior School – Year 5


Friday 27th March 2020

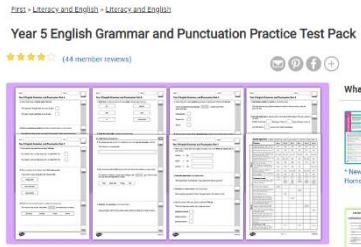

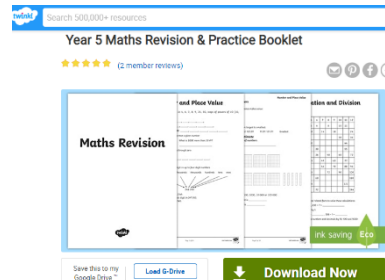
(Please see note about Purple Mash at the very end of this document)


Please find your weekly homework - try your best to complete as much as you can. Your homework will need to be completed by next Friday (3.4.2020). We hope you are well and staying safe - Take care from Mrs King and Mrs Will.

This Saturday, it's the **WWF Earth Hour** - find out more information at <https://www.earthhour.org/>

Also, Joe Wicks has been holding daily workouts, if you'd like to take part, go to <https://www.youtube.com/channel/UCAxW1XT0iEJo0TYIRfn6rYQ>

	What to do:	What to record/write down:	Extra information/resources:												
Daily reading	<p>Read by yourself, to a parent or someone else in your household for 20 minutes a day. Record who you read to and what you read in your reading diary. Other resources include:</p> <p>1. Serial Mash-Online library of fiction books https://www.purplemash.com/#tab/pm-home/serialmash There are stories about almost everything. Each book has quizzes and activities to explore. Start your first chapter now and begin an adventure.</p> <p>2. www.worldbook.kitaboo.com (sign up and can get free access to many e-books)</p>	<p>Challenge: Can you write an alternative ending to a book you have read this week? Write a new closing chapter.</p> <p>If you like the <u>author David Walliams</u>, every day he is releasing a free audio story from the 'World's Worst Children'. Go to: https://www.worldofdavidwalliams.com/elevenses/</p>	<p>If you go to Resources on welearn365.com, Oxford Owl has a vast amount of resources. If you click on the following links for ideas:</p> <p>1. Oxford Owl for Home 2. 9-10 3. Fun learning ideas</p> <p>You'll find links for games, reading ideas and PDFs.</p> <div></div>												
Daily spellings	<p>Each week you will be sent a list of words to practise. ➡</p> <p>Monday - Read your spelling words and write them out to practise your handwriting.</p> <p>Tuesday - Look, Cover, Write, Check with the words three times.</p> <p>Wednesday - Are there any tricky parts of the word? How can you remember them?</p> <p>Thursday - write each word in a sentence.</p> <p>Friday - Create your own poster with the words/or a spelling quiz</p>	<p>Make sure your presentation is as neat as it is at school.</p> <p>This week's spellings (words with the 'ee' sound):</p> <table><tr><td>bought</td><td>brought</td></tr><tr><td>thought</td><td>wrought</td></tr><tr><td>fought</td><td>afterthought</td></tr><tr><td>ought</td><td>thoughtfulness</td></tr><tr><td>sought</td><td></td></tr><tr><td>nought</td><td></td></tr></table>	bought	brought	thought	wrought	fought	afterthought	ought	thoughtfulness	sought		nought		<p>You could also go on spelling shed to practice your spellings too and complete the tasks/games online:</p> <p>https://www.spellingshed.com/en-gb</p>
bought	brought														
thought	wrought														
fought	afterthought														
ought	thoughtfulness														
sought															
nought															
Writing	Use the Pobble365 website (www.pobble365.com).		Other places to get literacy resources:												

tasks	<p>Each day there will be a NEW picture. Have a careful look at the picture. Scroll down to see suggested activities for the picture provided. You could write a story based on this image.</p> <p>There will be a 'Story Starter' for you to use if you wish. Remember techniques to try and include: fronted adverbials, parenthesis, expanded noun phrases, range of punctuation, range of sentence lengths etc.</p> <p>-Alternatively, you could find out information about a particular aspect of the picture and do a non-fiction text (e.g. a newspaper report or a non-chronological report/fact file).</p> <p>-If you fancy something different, have a go at some of the suggested activities from Pobble365, e.g. 'Sick Sentences'</p>	<p>Visit Twinkl: www.twinkl.co.uk/offer and enter the code: UKTWINKLHELPS</p> <p>You can type in 'Year 5 English Grammar and Punctuation Practice Test Pack'.</p> <p>Record your answers on printed out sheets or on a piece of paper/in a notebook.</p> 	
Maths tasks	<p>1. Complete this activity sheet on Addition and Subtraction. You could print off the sheets and write on these, <u>or</u> you could record your answers on a piece of paper/in a notebook.</p> <p>- https://drive.google.com/file/d/0ByL6b54iUk1WZHlkZDJ6V0pLMFk/view</p> <p>If you are not sure how to complete a question, click on the link for an explanation and the answer.</p> 	<p>2. Use hit the button to learn your times tables</p> <p>https://www.topmarks.co.uk/maths-games/hit-the-button</p> <p>Focus on the x9 table this week. Play the game at least ten times recording your score each time. Try to remember more and more table facts and you should see your score improve.</p>	<p>Other places to get maths resources:</p> <p>Visit Twinkl: www.twinkl.co.uk/offer and enter the code: UKTWINKLHELPS</p> <p>You can type in 'Year 5 Maths Revision & Practice Booklet'.</p> <p>Record your answers on printed out sheets or on a piece of paper/in a notebook.</p> 
History task	<p>Watch the two video clips on Viking burial sites:</p> <p>https://www.bbc.co.uk/bitesize/clips/zww3cdm</p> <p>https://www.bbc.co.uk/bitesize/clips/ztk8q6f</p> <p>Access the Twinkl powerpoint (link below) on Viking Artefacts - if the link does not work, go to Twinkl and search 'Viking Artefacts'.</p>	<p>Once you have watched the video clips and looked at the pictures of the artefacts, use this knowledge to design your own Viking artefact.</p> <p>Once you have drawn this, then write a description of your artefact, (what would it be used for? What would it be made out of? Why would you find your artefact at a Viking burial</p>	<p>BBC bitesize has lots of information, interactive games and quizzes on the Anglo-Saxons and Vikings.</p> <p>https://www.bbc.co.uk/bitesize/topics/zxsbcdm</p>

	https://www.twinkl.co.uk/resource/t2-h-334-viking-artefacts-display-photos-powerpoint	site?).	
Science task	<p>1. Science - Fair Test Create your own Science investigation. What could you investigate at home? Maybe you could make your own parachutes and observe forces in action/which lands the fastest? Or changes of state- freezing and dissolving? Or create your own balloon races or spinner? (remember or science lessons). Use the link to remind you of fair testing and create your own test: https://www.bbc.co.uk/bitesize/topics/z2ddmp3/articles/zpctrwx</p> <p>You can either use the Science Investigation Prompt Cards (search on Twinkl) to help plan/answer questions on your investigation, or use the online Purple Mash Fair Test booklet (search 'Fair Test' on Purple Mash).</p>	<p>2. Using the Resources page on welearn365.com go to Science Simulations - 9-11 - Plant Growth simulator.</p> <p>Can you get the plant to grow with the right conditions?</p> <p>As a reminder, watch the video clip (link below): https://www.bbc.co.uk/bitesize/clips/z9f87hv</p> <p>If you fancy doing some fun, easy science experiments, here is a website with great ideas. http://www.sciencefun.org/kidszone/experiments/</p>	

PLEASE SEE UPDATED ENRICHMENT IDEAS BELOW:

Enrichment ideas - pick and choose from below (or make up your own)

Draw a self-portrait and turn yourself into an animal.	Make a mud pie - or even better, something edible.	Play charades - Is it a film or a book? How many words? How many syllables?	Phone/Skype someone to see how they are- again!	Email/write a letter to someone that hasn't had a visitor- again!	Can you create a movie using Lego?
Make something that could be used in school. E.g. a bookmark/pencil pot	Design and create a futuristic vehicle using junk!	Write your own Kenning - remember it describes a thing. e.g. The Cat chaser = dog	Spend an hour communicating without using your voice. Could you create your own secret language? Sign or written.	Draw a portrait of someone in your household, can you add detail?	Play hangman - what is the longest word you can think of?
Hold your own talent show. Can you sing? Can you dance? Show off your skills.	Can you create your own piece of music with household items? E.g. Wooden spoons/pots and pans.	Use an empty shoe/cereal box and create your own 'fantasy room'. You could create a chocolate room, or a secret garden room? Be as creative as possible.	Play a game of 'silence' - who can be silent for the longest? Or you could turn it into a game of 'sleeping lions'?	Use https://www.youtube.com/user/ArtforKidsHub and find something cool to draw!	Do an 'Alphabet Hunt' - can you find an item for each letter of the alphabet? E.g. An apple for A.

Year 5 Topic homework - Vikings and Anglo-Saxons

Choose **at least 3** of the below activities and complete these at your own pace.

When we return to school, please bring all models and paintings into school. PowerPoint presentations/videos can be emailed to the school office or brought in on a named memory stick. A good website to use to get information on the Anglo-Saxons and the Vikings is:

<http://www.bbc.co.uk/schools/primaryhistory>

Create a comic strip for an Anglo-Saxon or Viking Myth. Remember to include the stages of a story and develop characters. Remember to use speech bubbles to tell the story, not paragraphs.	Create a 3D model of an Anglo-Saxon house or a Viking Long-ship. Research the details of either/both of these options and think carefully about the materials you could use to build them with - use your imagination!	Create a fact-file on one or two of the Anglo-Saxon or Viking Gods. Choose a God and find out some information about them. Ensure that your fact-files are nice and clear and have subheadings to break it up. You could include a picture of the god you have chosen.
Paint/draw some of the decorative jewellery or artefacts the Anglo-Saxons produced. Research Anglo-Saxon artifacts, looking closely at the designs they used. Recreate and paint or draw your own decorative piece.	Write a recount from a Viking or Anglo-Saxon. Imagine you are an Anglo-Saxon or Viking, write a diary about your day. Try and make it as interesting as possible - maybe you are invading, or sailing the seas on a Viking long-boat!	Research Alfred the Great and present your findings. You could use a power point, you could design a poster or a leaflet or maybe you could put it all in a jar! Be as inventive as you like, but remember the information is the important part.
Create your own Horrible Histories video Research life in Anglo-Saxon times or Viking times and create a Horrible Histories style video about it.	Create a board game based on your knowledge of the Vikings and the Anglo-Saxons. Your game could be trivia based (knowledge about our topic), it could be simple (snakes and ladders style), or a card game (like Top Trumps) - it's up to you!	Create your own mythical creature! Thinking about the mythical creatures believed by both the Vikings and Anglo-Saxons (dragons and elves etc), create your own creature. Include detail and descriptions of their powers and traits.

Dear Year 5 parents,

Thank you all so much for your patience with the Purple Mash site this week. We know most of you could access it with no issues and have been able to see all work set. However, we are also aware that some children could not see the 2Dos list. Please be assured, that we have been able to see all work completed (whether it has been accessed through the 2Do list or the 'search' bar – along with any extra tasks that children may have chosen to do).

Unfortunately, All Saints' staff do not have 'Admin' rights to Purple Mash and, therefore, could not update/add children to the Purple Mash class lists (therefore allowing them to access the 2Dos list), we have been fully reliant on the Purple Mash team at this busy time.

We are aware that some children lost work they had completed once Purple Mash transferred children into their correct classes. Apologies for this, please let your children know that we are fully aware of those children who did complete their work and have been constantly monitoring work throughout the week (we are very proud of the standard of work being produced).

We are really hoping all the technical, teething problems have now been fully resolved. This week, we have significantly reduced the amount of work set on Purple Mash. However, Purple Mash is still a good resource and can be used as an option for any extra activities you would like to provide the children.

Once again, apologies for any confusion.

We hope you are all well and have been enjoying the sunshine where possible. We miss Year 5!

Take care and kindest regards

Mrs King and Mrs Will 😊