
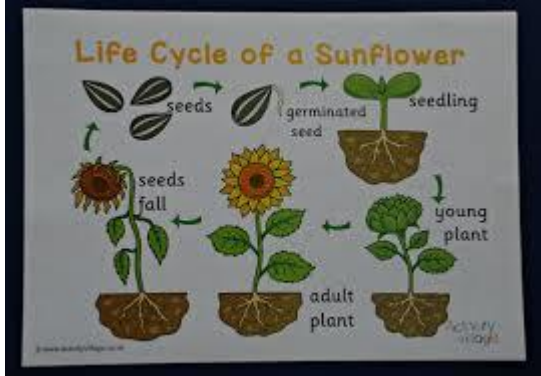





**Weekly Topic
Tasks
for Year 1
W/C 4.05.20
'Just Imagine'**



Monday	<p>What do plants need to grow? https://www.bbc.co.uk/bitesize/clips/zcn9j6f https://www.youtube.com/watch?v=DPL0F2V9_gY – they all love a good song! (Appendix 1) A simple sheet to help consolidate. If you haven't got a printer, just talk through it.</p> <p><u>Optional extra:</u> If you are fortunate enough to have some seeds around the house (you could even get some from pet food if you have a bird or a small animal), you could grow them and keep a daily diary. You can write what you're doing to look after your seed and also draw a picture. Perhaps even measure it!</p>
Tuesday	<p>https://www.youtube.com/watch?v=T10p473lIW0 This song is about parts of a plant. Learn it to sing to your grown up! If you find it too tricky, dance to it and join in with what you can remember.</p> 
Wednesday	<p>If you're not able to go into a garden, look outside and see if you can spot a tree. If not, look through some books or use a tablet or phone. Draw it and label it using the words below: Roots, branches, trunk, bark, crown, leaves.</p>

	(Appendix 2 if you're stuck)
Thursday	<p>https://www.bbc.co.uk/bitesize/clips/z3wsbk7 - germination of an acorn</p> <p>Draw the life cycle of a sunflower and label it using the words below: Seed, seedling, sprouting seed, sunflower e.g.</p>  <p>If you've managed to log on to the twinkl website, there are some lovely activities and power points.</p>
Friday	<p>Fun Friday!</p> <ol style="list-style-type: none"> 1. Write a list of the class names at Emscote. 2. Draw the shape of a leaf for each class. 3. Draw a picture of some of your friends on their class leaf. 4. Put your leaves somewhere special to remind yourself you'll see them again soon.

(Appendix 1)



Use the words above to finish the sentences:

Many plants need _____ from the sun.

Many plants need _____ or they will dry out.

Many plants need _____ to grow their roots in.

They get the nutrients they need from the soil.


Plants need _____, _____ and

_____ which they use to make food.

My Pictures of What Plants Need:

1. W	2. A
2. S	4. L

(Appendix 2)



Extra challenge- draw the roots where the roots would be.

Word bank	roots	trunk	twig
	leaves	crown	branch

Dear Conkers and Acorns,

We can't believe another week has gone by. We've heard some lovely things about the work you've been doing, so a big pat on the back and say 'Well done, me'. We think your grown-ups deserve a big pat on the back too, so give them a huge hug.

We had a staff meeting on the computer on Wednesday. We chatted lots about school jobs we were managing to do at home and then when it had finished, Mrs Madagan, Mrs Old and Mrs Smith had their usual gossip.

Mrs Madagan's cat, Peggy, brought in a mouse to play with so Mrs Madagan sat inside the bathroom until Mr Madagan and Ruaidhri caught it. Her other cat, Beryl, got stuck in the loft and when she opened it, Beryl was sat on the door and landed on Mrs Madagan's head.

Mrs Old has been busy in the garden. She keeps spotting hedgehogs, so Mr Old is building a hedgehog house in case there are little 'hoglets'. Wouldn't that be exciting if there were?

Mrs Smith has been going on family walks after she has helped her girls with their home learning. She's been looking out for signs of spring - you know how she loves nature. There's been lots of blossom on the trees and she's been coming home covered in it. She looks as if it's snowed all over her!

Stay safe and be happy. We think about you lots.

From Mrs Madagan, Mrs Old, and Mrs Smith



Beryl as a kitten