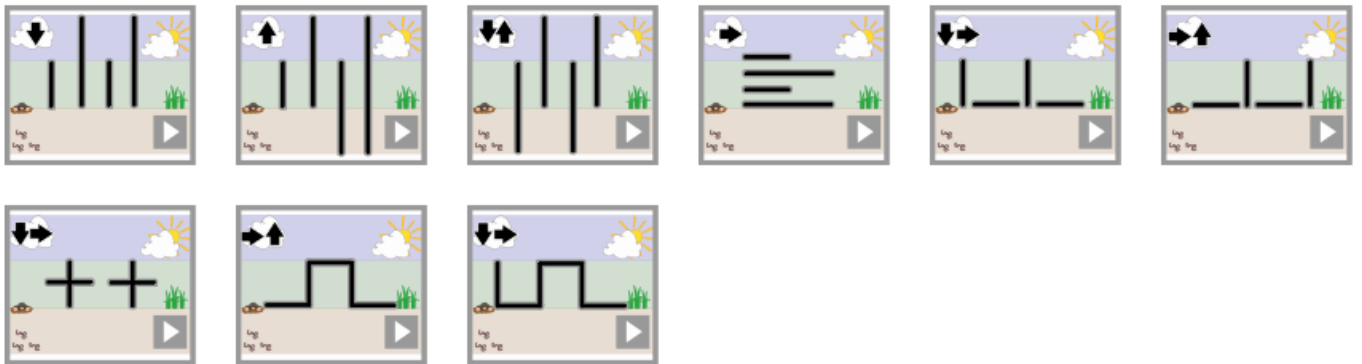


Handwriting


Once children are able to hold a pencil correctly, children are taught letter formation. From the Reception, children are taught the pre-cursive handwriting style following the online scheme—teachhandwriting.co.uk

To begin, children practise different handwriting patterns.

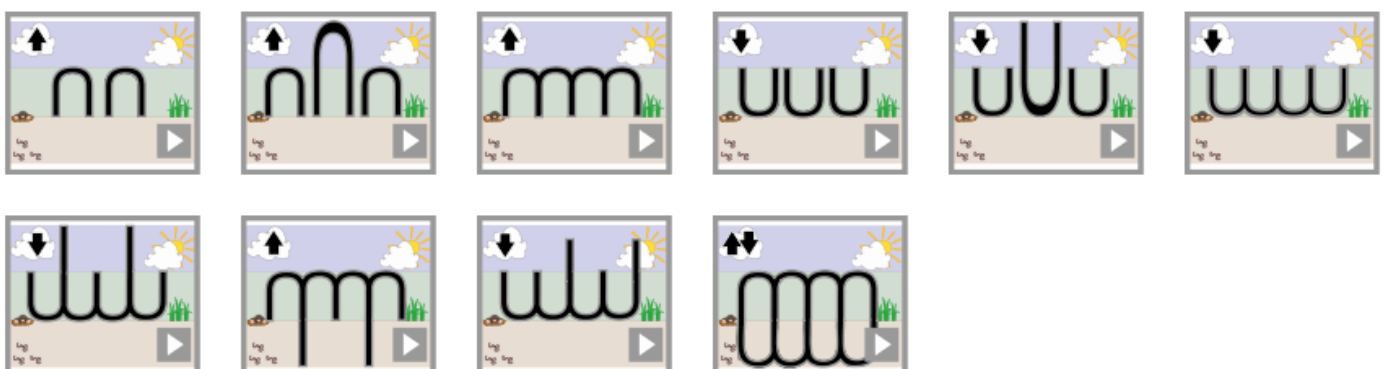
Straight pre-handwriting patterns



Curve pre-handwriting patterns



Tunnel pre-handwriting patterns



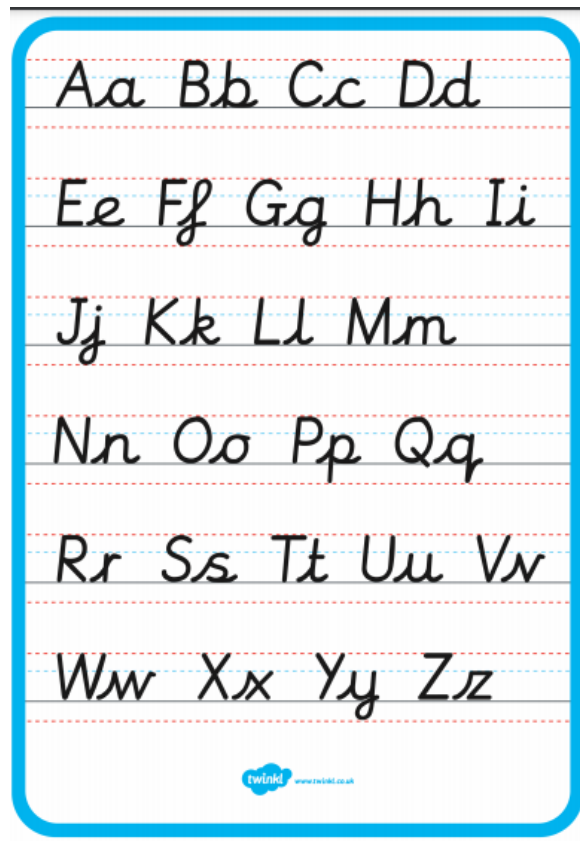
Diagonal pre-handwriting patterns



Children continue to practise patterns throughout Key Stage 1 .

Once children show good pencil control, they are taught the formation of the different letters.

Example



Letters are taught in letter families.

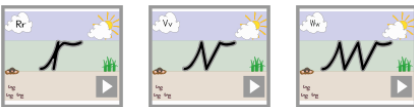
Straight lines



Curves to start



Top Exit



Tunnels



Hooks and loops



Joining

Once children have mastered the formation, they are taught to join the letters together. This starts with joining phonemes and moves to joining spelling patterns. Joining generally begins at the end of Year 1 or the start of Year 2. This helps to increase speed and fluency in writing.