

All Saints' CE Junior School – Year 5

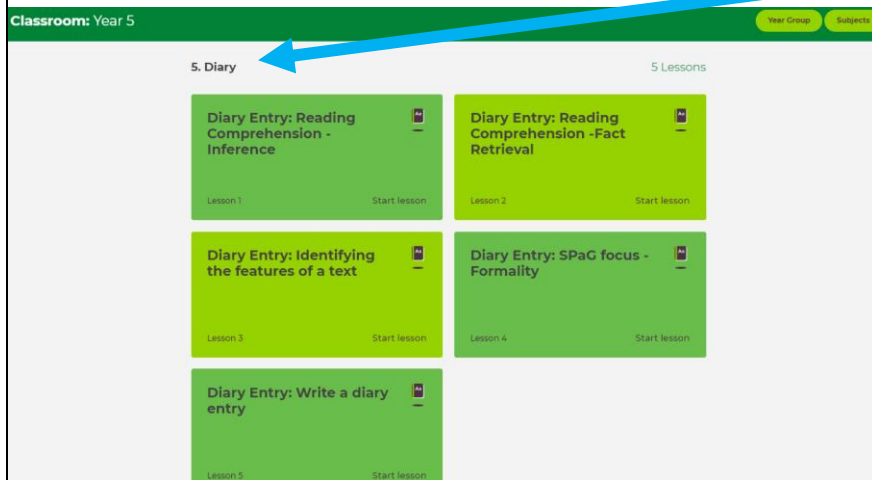
Friday 26th June 2020

Hi Year 5, we hope you are all well and looking after yourselves.

It's been lovely to hear from more of you the past week and to see some of your fantastic work, we really love receiving emails from all of you, please keep it up and keep in touch. Our replies to you might not be as quick as they have been before but we will get back to you. Year5asw@welearn365.com

We miss all of you – school isn't the same without Year 5 (it seems very quiet!) Mrs King & Mrs Will

	What to do:	What to record/write down:	Extra information/resources:										
Daily reading	<p>1. Read by yourself, to a parent or someone else in your household for 20 minutes a day. Record who you read to and what you read in your reading diary.</p> <p>2. Reading lesson - Follow the link below: Newspaper: Reading Comprehension- Fact Retrieval - https://classroom.thenational.academy/subjects-by-year/year-6/subjects/english?utm_source=email&utm_medium=email&utm_campaign=sharing-button</p> <div><div><div>Newspaper: Reading Comprehension- Fact Retrieval</div><div>Lesson 1</div><div>Start lesson</div></div><div><div>Newspaper: Reading Comprehension- Fact Retrieval</div><div>Lesson 2</div><div>Start lesson</div></div><div><div>Newspaper: Identifying features of a text</div><div>Lesson 3</div><div>Start lesson</div></div><div><div>Newspaper: Using direct speech to write quotes</div><div>Lesson 4</div><div>Start lesson</div></div></div> <p>Make sure you start with lesson 1 and then follow them in the correct order throughout the week.</p>	<p>Remember to use the following links that we included on last week's home learning plan (we have popped them on this week's plan as a reminder).</p> <p>1. You can now access your AR account and complete quizzes at home using the link: https://Ukhosted82.renlearn.co.uk/1895399 use your usual log-in details, if you can't remember these, please email us at the above email address.</p> <p>2. The following website (below) is also a great resource and has over 7000 online books/texts (95% of these can also be accessed as audio books as well). The majority of these books are linked to AR and have quizzes that you can complete when you've finished reading: https://readon.myon.co.uk/</p>											
Daily spellings	<p>Each week you will be sent a list of words to practise. →</p> <p>Monday - Read your spelling words and write them out to practise your handwriting.</p> <p>Tuesday - Look, Cover, Write, Check with the words three times.</p> <p>Wednesday - Are there any tricky parts of the word? How can you remember them?</p> <p>Thursday - write each word in a sentence.</p>	<p>Make sure your presentation is as neat as it is at school.</p> <p>This week's spellings (list 32- Challenge Words):</p> <table><tr><td>immediate</td><td>doubt</td></tr><tr><td>sincere</td><td>amateur</td></tr><tr><td>changeable</td><td>ancient</td></tr><tr><td>afterwards</td><td>deceive</td></tr><tr><td>referring</td><td></td></tr></table>	immediate	doubt	sincere	amateur	changeable	ancient	afterwards	deceive	referring		<p>You could also go on spelling shed to practice your spellings too and complete the tasks/games online:</p> <p>https://www.spellingshed.com/en-gb</p>
immediate	doubt												
sincere	amateur												
changeable	ancient												
afterwards	deceive												
referring													

	<p>Friday - Create your own poster with the words/or a spelling quiz</p>	knight	
Writing tasks	<p>Main Activity for the week: This week we are using the National Academy website for your Literacy.</p> <p>Please click this link, scroll down the page and follow the lessons for 'Diary':</p> <p>https://www.thenational.academy/online-classroom/year-5/english#subjects</p> <p>1) Select the English lesson for each day (Make sure you start with Lesson 1 and then work through the week as the lessons link together). You will be able to see a teacher explaining things to you.</p> <div></div> <p>3) After each activity you need to click next and follow instructions given.</p> <p>If you struggle to access the internet, you could write your own 'Diary' (or recount). Your diary extract doesn't have to be about a day in your 'normal' life, it could be about a day in space, or a trip to the seaside. You can be as creative as you like, you could write a diary from the perspective of your favourite film character, or from someone famous- it's up to you!</p>	<p>2) This week you'll be looking at Diary. This year, we have written many diaries (or recounts), remember our literacy lessons on 'The Nowhere Emporium', 'Hugo' and 'Azzi in between'.</p>	<p>Extra ideas: Use the Pobble365 website - www.pobble365.com</p> <p>Each day there will be a NEW picture. Have a careful look at the picture. Scroll down to see suggested activities for the picture provided. You could write a story based on this image.</p> <p>There will be a 'Story Starter' for you to use if you wish. Remember techniques to try and include: fronted adverbials, parenthesis, expanded noun phrases, range of punctuation, range of sentence lengths etc.</p> <p>Alternatively, you could find out information about a particular aspect of the picture and do a non-fiction text (e.g. a newspaper report or a non-chronological report/fact file).</p> <p>If you fancy something different, have a go at some of the suggested activities from Pobble365, e.g. 'Sick Sentences'.</p>

Maths tasks

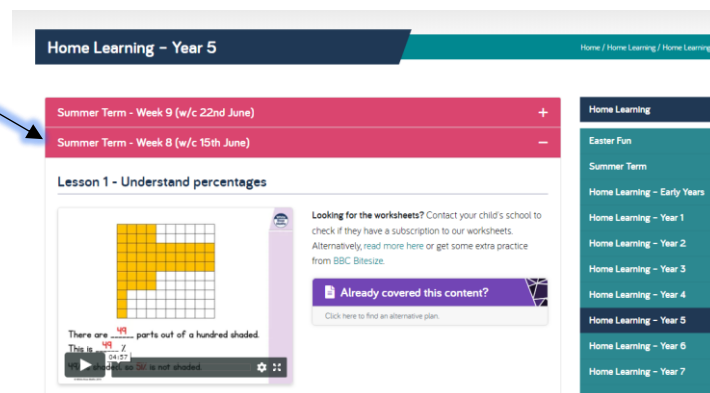
Maths lessons- Use the White Rose website link below:

<https://whiterosemaths.com/homelearning/year-5/>

Follow the link to the White Rose Maths site, there you will find daily tasks for you to complete. Click on **Home Learning- Year 5** and start at **Summer Term-Week 8 (w/c 15th June)**.

There is a **video** and an **activity sheet** for each day (a challenge on Friday). The **answers** are there as well.

If you find this a little tricky or too easy you can always try **Summer Term- Week 8** of **Year 3/4** or **Year 6** (you can find these on the right-hand-side of the screen).



Other maths activities you can use if you like:

Activity 1:

Complete this activity sheet on **Factors, Primes and Squares**. You could print off the sheets and write on these, or you could record your answers on a piece of paper/in a notebook

<https://drive.google.com/file/d/0ByL6b54iUk1Wa0VUaFlqSDBPNkk/view>

If you are not sure how to complete a question, click on the **You Tube** link (on the activity sheet) for an explanation and the answer.

(There are some much trickier questions towards the end of the task if you fancy a challenge).



Activity 2: J2Blast

Visit your **welearn365** portal: www.welearn365.com and select All Saints' Junior School, Warwick.

Log in using your school computer log in.

Click on **resources** and then j2e creative tools



Then select **j2Blast**. You can compete against others in the school in maths games! Good luck.

Activity 3:

Don't forget you can practise your times tables (and other maths games) at:

<https://www.topmarks.co.uk/maths-games/hit-the-button>

Topic and Science

LIFE-CYCLES

Primary Stage » Age 7-11 » Sciences

★★★★☆ (4 member reviews)



Life Cycles: Mammals, Amphibians, Insects and Birds PowerPoint

Life-Cycles Powerpoint - task one

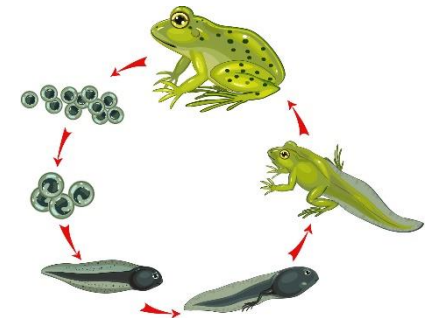
1. Open attachment on home learning email titled **Life Cycles**.

2. Go through the **powerpoint** and complete the activities (Draw a life-cycle and discuss the differences).

3. **Can you create your own powerpoint/written fact-file about Life-Cycles?** You could include: definitions, diagrams, examples and even a mini quiz. It's up to you how you present your work.

The Flowering Plant Life-Cycle- task two

Using all your previous knowledge on life-cycles, complete the **worksheet** (**worksheet can be found by scrolling down this document**) on the life-cycle of a flowering plant. Write an explanation for each stage of the life-cycle, in the space provided.



PLEASE SEE UPDATED ENRICHMENT IDEAS BELOW:

Enrichment ideas - pick and choose from below (or make up your own)		
<p>Find the largest tree in the park and work out the circumference of the trunk. How could you measure it? What could you use? Can you then find out how old it is?</p>	<p>Climb a mountain! You can climb the equivalent height of Mount Snowdon! All you have to do is climb up your stairs for 4610 steps. Up for a challenge? How about walking the descent as well. There are lots of mountains to climb in the world!</p>	<p>Wacky Reading- We know that you are all fantastic readers in Year 5 and have been reading lots at home. The display in our school library is a little out of date and we would like some new pictures to go up. It would be great if you could take some 'wacky' photos of yourselves reading in 'bizarre' places. Maybe you could send a picture of yourself reading on your bike, or in a tree? Have a think of 'wacky' places, take a picture and email it to us - we look forward to seeing your photos!</p>
<p>Play Pooh Sticks! A game to play with your family and friends (at a safe distance). Find a bridge over a river or a stream. Drop your sticks in at the same time and race them under the bridge!</p>	<p>A-Z Fitness Challenge: There are a variety of extra fitness challenges you can try here: http://www.thinkactive.org/wethinkactive/kids-active-learning/a-z-challenge/</p> <p>The challenge is to complete all 26 challenges, so that you've completed a fitness challenge for each letter of the alphabet. This is something you can try and complete over the next few weeks, so no rush!</p>	<p>Make an old fashioned telephone with two plastic cups joined together with some string (put a paper clip on the inside to hold the string) How long can you make the string before the sound disappears? Does it work around a corner.</p>

The Flowering Plant Life Cycle

Complete by writing an explanation for each stage.

