



Weekly Topic Tasks for Year 1



W/C 8th June 2020

Remember, there is now additional **White Rose** maths work available as well.

Monday	<p>What is a minibeast? Discuss with your grown up and create a definition together to explain what a minibeast is. Watch this clip about minibeasts to see if you were right.</p> <p>https://www.bbc.co.uk/bitesize/topics/z6882hv/articles/z9fkwmn</p> <p>You could also use the link below to find out more about minibeasts.</p> <p>https://www.youtube.com/watch?v=JuHg5oWF_mo</p> <p>Now listen to and enjoy some of Eric Carle's famous stories about different minibeasts.</p> <p>The Very Quiet Cricket, The Very Busy Spider, The Very Lonely Firefly and The Grouchy Ladybird.</p> <p>https://www.youtube.com/watch?v=YdiGEjz5b0Q</p> <p>https://www.youtube.com/watch?v=TfLOg-XRxnA</p> <p>https://www.youtube.com/watch?v=_XrPyF4Mpl4</p> <p>https://www.youtube.com/watch?v=Jr3ha03MsKO</p> <p>Which one of these was your favourite minibeast? Find out 3 facts about the minibeast you like the most.</p>
Tuesday	<p>Go on a minibeast hunt in your garden, around the neighbourhood or in a local park. Think about the different places different minibeasts might like to live or hide. Check on tree bark, under stones, pebbles or rocks, in long and short grass, on plants, under the soil. Try as many places as you can. Make a record of what you find, either on the recording sheet provided (Appendix 1), or you could even make your own sheet to record your findings. See how many different minibeasts you can find. Happy hunting!</p>
Wednesday	<p>First find out some information about different minibeasts. You can do this by researching on the internet with an adult, looking in books or using the information cards provided. (Appendix 2)</p> <p>Then play What am I? Use the clues to guess the minibeast. If you can no longer access Twinkl, you can use the ideas from the slides in Appendix 3.</p> <p>https://www.twinkl.co.uk/resource/t-t-5145-minibeasts-what-am-i-interactive-powerpoint-game</p> <p>Today we are going to make a 'Lift the Flap Book' so that you can quiz your family with your own clues. Follow the instructions to make your flap book.</p> <p>http://www.lovelybooks.co.uk/make-a-simple-flap-book</p> <p>Write your 3 clues on the top of the flap and draw a picture of the minibeast underneath. Now quiz your family.</p>
Thursday	<p>Make a bug hotel.</p> <p>First watch this clip</p> <p>https://www.youtube.com/watch?v=-S6Z6JadzeQ</p> <p>Collect the natural items you will need from around your garden, local area or a park. Get an adult to help you with the tricky parts. If you don't have a plastic</p>

	<p>bottle, you don't have to make a hanging hotel, you could easily make a hotel in a little area on the ground of your garden or even set up a hotel for bugs in your park! They will love it wherever it is! Take a picture to send to your teacher if you can.</p> <p>If you want, you could make a list of all the equipment you used and write a set of instructions to tell others how you made it.</p>
Friday	<p>Make a 'Build a Bug Game'.</p> <p>Use an outline similar to the one shown below (Appendix 4). Each player needs a bug to play with. So, if you only have 2 players, you only need to make 2 bugs. Cut out the different parts of the bug and label the parts with a number.</p> <ol style="list-style-type: none"> 1- Eyes 2- Antennae 3- Legs 4- Wings 5- Head 6- Body <p>Take it in turns to roll the die. You have to roll a 6 to start the game with the body. You must also have the head before you can add eyes or antennae. If you cannot go, you miss a turn until you roll the numbers you need. The first person to build their bug is the winner. Have fun!</p>

Don't forget about these useful sites if you want a little extra.


















<https://www.thenational.academy/online-classroom/year-1> - Great lessons with a real teacher.

Remember to follow the lessons in sequence as they build on each other.

<http://www.lovelybooks.co.uk/> Great site that recommends some fabulous texts and gives ideas of different activities you could do around the text.

Minibeast Recording Sheet

Complete the table as you find each minibeast. Put a tick in the box where each minibeast was found.

	 On bark	 On plants	 In the sky	 In the soil	 Under Rocks
dragon fly 					
snail 					
bee 					
crane fly 					
ant 					
butterfly 					
beetle 					
woodlouse 					
fly 					
worm 					
millipede 					
ladybird 					

Appendix 2

Name: spider

Size: 0.015in to 3.5in

Species: 40 000

Food: insects, small animals like millipedes, wood lice, frogs

Fact: Some male spiders give dead flies as a present to females.



Name: ant

Size: 0.23in to 2in

Species: 12 000

Food: seeds, nectar, worms, spiders, small lizards, fruit

Fact: Ants are really strong! They can carry between 10 and 50 times their body weight.



Photo courtesy of (William Cho @flickr.com) - Granted under the creative commons license- attribution

Name: butterfly

Size: 0.5in to 12in (from wingtip to wingtip)

Species: 18 000

Food: drink nectar

Fact: Butterflies taste with their feet.



Photo courtesy of (Jascha Haeckel @flickr.com) - Granted under the creative commons license- attribution

Name: bee

Size: 0.08in to 1.5in

Species: approximately 20 000

Food: honey

Fact: Bees are the only insects that make food that humans can eat.



Photo courtesy of (digiola@flickr.com) - Granted under the creative commons license- attribution

Name: dragonfly

Size: 1in to 4in (length)

Species: more than 5 000

Food: flying insects like midges and mosquitoes

Fact: Dragonflies have been around for around 300 million years.



Photo courtesy of (Silkhouse's Olympus E3 and Eolt 580 Page @flickr.com) - Granted under the creative commons license- attribution

Name: ladybird

Size: 0.3in to 0.4in

Species: 46

Food: plants, greenfly, other insects

Fact: Ladybird bleed from their knees when they feel threatened.



Photo courtesy of (Giles Gathier @flickr.com) - Granted under the creative commons license- attribution

Name: grasshopper

Size: 2in to 5in

Species: 11 000

Food: corn, wheat, barley, leaves, other plants

Fact: Grasshoppers' ears are on their bellies.



Photo courtesy of (William Cho @flickr.com) - Granted under the creative commons license- attribution

Name: wasp

Size: 0.0055in to 2in (length)

Species: 75 000

Food: other insects, fruit, nectar, dead insects

Fact: Wasps live everywhere around the world, except for Antarctica.



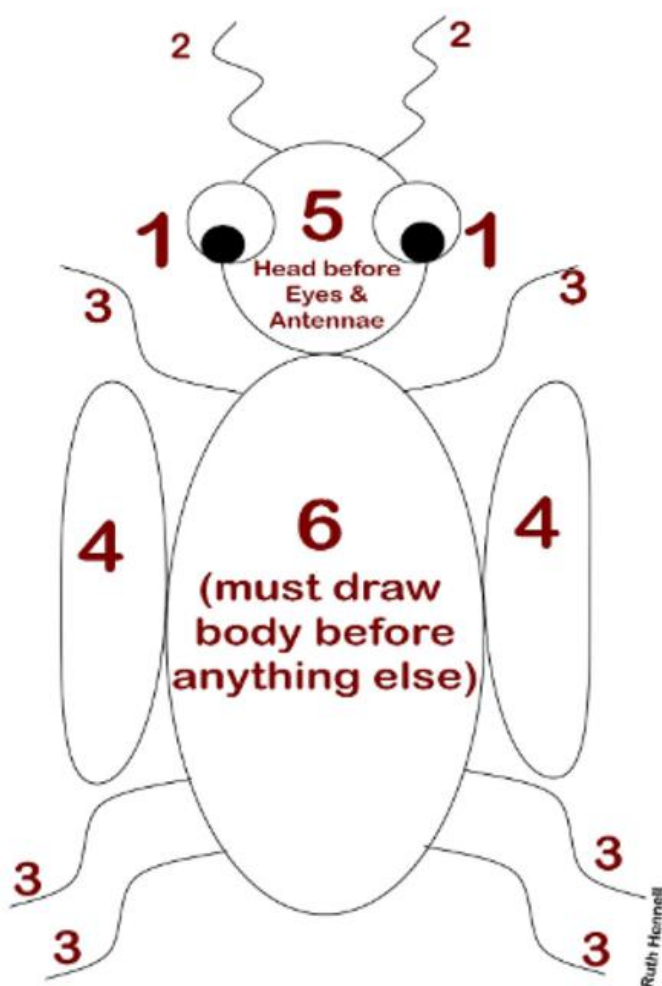
Photo courtesy of (digiola@flickr.com) - Granted under the creative commons license- attribution

Appendix 3



I am a snail

Appendix 4



Dear Acorns and Chestnuts,

We all hope you have enjoyed the half term break. Some of you are now back at school but for those of you still learning at home, I hope you will enjoy this week's home learning about Minibeasts.

During the holiday Mrs Old has been keeping very busy. She is still adding little things to her applique sewing. Her sunflowers have finally started to grow, which she is very happy about. Mr Old made her some new planters from scrap wood which she has been busy planting things in and her potato plants are huge! She has been collecting new recipes to try out.

Mrs Madagan has been doing maple syrup tasting. She gets different samples and then answers a questionnaire about each one. Yummy! She has been enjoying family film nights with her son and Mr Madagan. She particularly enjoyed Fantastic Beasts and Where to Find Them! She has also been doing a lot of gardening with the help of her girls (the cats).

Mrs Smith has cycled to the tennis courts for a few rounds of tennis with her children and Mr Smith. Near where she lives there is a gorgeous lake and she has taken a few beautiful walks around it, sometimes with a picnic! She has also been very busy in her garden, planting in pots. She has enjoyed meeting friends (at a distance) for the first time in a long time!

We hope you have had a lovely week also and have managed to enjoy the wonderful weather.

A few parents have requested more activities for their children so the Year 1 Team have put together a variety of optional extension activities (Twinkl) that can be accessed through the below link. There are reading comprehensions, Maths and SPaG activities for you to choose from.

This is the link to access the information:

https://welearn365-my.sharepoint.com/:f:/p/year2eis/Eh-yi3D7i2RFqtQQ4f-3WBYBo7qemb24aMZN_GtZXYkDYA

Mrs Old, Mrs Madagan and Mrs Smith