


## All Saints' CE Junior School - Year 3- W/C: -Monday 30<sup>th</sup> March 2020


Please find your weekly homework - try your best to complete as much as you can. Your homework will need to be completed by next Friday (3.4.2020).

- This Saturday, it's the **WWF Earth Hour** - find out more information at <https://www.earthhour.org/>
- Also, **Joe Wicks** has been holding daily workouts, if you'd like to take part, go to <https://www.youtube.com/channel/UCAxW1XT0iEJo0TYlRfn6rYQ>
- If you like the **author David Walliams**, every day he is releasing a free audio story from the 'World's Worst Children'.

Go to: '<https://www.worldofdavidwalliams.com/elevenses/>

We hope you are well and staying safe. Keep smiling 😊 from Mrs Wilkins, Mrs Davies, Mrs Riman, Mrs Booth and Mrs Brown x

Homework	What to do...	What to write down...	Extra information...
<b>Daily Reading ideas</b>	<p>1.) Read by yourself, to a parent or a brother or sister for 15 minutes every day.</p> <p>2.) <b>Serial Mash-Online library of fiction books</b>  <a href="https://www.purplemash.com/#tab/pm-home/serialmash">https://www.purplemash.com/#tab/pm-home/serialmash</a>            There are stories about almost everything-from pirates and football to magical creature and children who gain strange powers. Each book has quizzes and activities to explore. Start your first chapter now and begin an adventure.</p> <p>3.) <a href="http://www.worldbook.kitaboo.com">www.worldbook.kitaboo.com</a> (sign up and can get free access to many e-books)</p>	Record who you read to and what you read in your reading diary.	<p><b>Challenge: Can you write a new and more exciting blurb for one of the books you have been reading.</b></p> <p>If you go to <b>Resources</b> on <a href="http://welearn365.com">welearn365.com</a>, <b>Oxford Owl</b> has a vast amount of resources. If you click on the following links for ideas:</p> <div style="text-align: right;">  </div> <p>1. Oxford Owl for Home            2. 7-8 year olds            3. Fun learning ideas</p> <p>You'll find links for games, reading ideas and PDFs.</p>

Daily spellings	<p>Each week you will be sent a list of words to practise.</p> <p><b>Monday</b> - Read your spelling words and write them out to practise your handwriting.</p> <p><b>Tuesday</b> - Look, Cover, Write, Check with the words three times.</p> <p><b>Wednesday</b> - Are there any tricky parts of the word? How can you remember them?</p> <p><b>Thursday</b> - write each word in a sentence.</p> <p><b>Friday</b> - Create your own poster with the words/or a spelling quiz</p>	<p>Make sure your presentation is as neat as it is at school.</p> <p>→</p>	<p>You could also go on spelling shed to practice your spellings too!</p> <p><a href="https://www.spellingshed.com/en-gb">https://www.spellingshed.com/en-gb</a></p> <p><b><u>This week's spellings (Year 3 &amp; 4 challenge words):</u></b></p> <table><tr><td>build</td><td>natural</td></tr><tr><td>describe</td><td>ordinary</td></tr><tr><td>weight</td><td>suppose</td></tr><tr><td>imagine</td><td>promise</td></tr><tr><td>library</td><td>recent</td></tr></table>	build	natural	describe	ordinary	weight	suppose	imagine	promise	library	recent
build	natural												
describe	ordinary												
weight	suppose												
imagine	promise												
library	recent												
Daily writing ideas.	<p><b><u>Complete the following tasks in your own time:</u></b></p> <p>In literacy, we were looking at the Shakespearian play 'Romeo and Juliet'. Here are some different clips which show you the story:</p> <ul style="list-style-type: none"><li><a href="https://www.youtube.com/watch?v=gVu22vEJDJY">https://www.youtube.com/watch?v=gVu22vEJDJY</a></li><li><a href="https://www.youtube.com/watch?v=E1zHhOHTdm8">https://www.youtube.com/watch?v=E1zHhOHTdm8</a></li><li><a href="https://learnenglishkids.britishcouncil.org/short-stories/romeo-and-juliet">https://learnenglishkids.britishcouncil.org/short-stories/romeo-and-juliet</a></li></ul> <p>This week, I want you to re-write the story in your own words. Here are some ideas of how you could do this:</p> <p><b><u>Use a storyboard template</u></b> to summarise the main events (including the main parts and key characters)</p>		<p>You could record your work on <u>paper</u>, <u>Microsoft Word</u> or on <u>Purple Mash</u>. <b><i>Challenge: Can you edit your work when you have finished to improve it?</i></b></p> <p><b><u>Another idea:</u></b></p> <p>Use the Pobble365 website (<a href="http://www.pobble365.com">www.pobble365.com</a>). Each day there will be a NEW picture. Have a careful look at the picture. You could write a story based on this image. There will be a '<b>Story Starter</b>' for you to use if you wish.</p>										



- Design a comic strip

You can do this on purple mash by typing in the search bar 'blank comic book' or you could just print off a comic strip template online or from twinkl for you to fill in.

- Write up your version of the story using paragraphs (Remember techniques to include: good openers, adjectives, range of punctuation e.g. inverted commas, range of sentence lengths etc.)
- Create your own video/rap/song

See instructions on how to get onto **Purple Mash** at the end of the planning

**TWINKL LOGIN:** (If haven't set up own account yet)

Visit Twinkl: [www.twinkl.co.uk/offer](http://www.twinkl.co.uk/offer) and enter the code: UKTWINKLHELPS

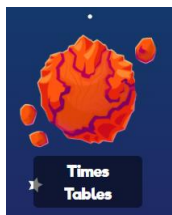
## Daily maths ideas

### Times tables practice:

- 1.) Visit the [www.welearn365.com](http://www.welearn365.com) portal. Type in your username and password (that you use to log in to the computers at school).
  - Click on the 'j2e creative tools' app.
  - Type in J2blast-Times table games and spelling games

- 2.) Maths shed- <https://www.mathshed.com/>

(Use your spelling shed login)



Go into Maths Shed and select the times tables. Choose the right times tables for you (I would practice 3, 4, 8) and select whether you want to practice multiplying, dividing or both.

Times Tables

Mixed	Single	Isolated	Isolated + Unknowns	Year 4 MTC
2 - 12s	<input checked="" type="checkbox"/>	<input checked="" type="checkbox"/>	<input checked="" type="checkbox"/>	<input checked="" type="checkbox"/>
2s, 5s & 10s	<input checked="" type="checkbox"/>	<input checked="" type="checkbox"/>	<input checked="" type="checkbox"/>	<input checked="" type="checkbox"/>
3s, 4s & 6s	<input checked="" type="checkbox"/>	<input checked="" type="checkbox"/>	<input checked="" type="checkbox"/>	<input checked="" type="checkbox"/>
2s, 3s, 4s, 5s, 6s & 10s	<input checked="" type="checkbox"/>	<input checked="" type="checkbox"/>	<input checked="" type="checkbox"/>	<input checked="" type="checkbox"/>
3s, 6s & 9s	<input checked="" type="checkbox"/>	<input checked="" type="checkbox"/>	<input checked="" type="checkbox"/>	<input checked="" type="checkbox"/>
4s, 8s & 12s	<input checked="" type="checkbox"/>	<input checked="" type="checkbox"/>	<input checked="" type="checkbox"/>	<input checked="" type="checkbox"/>
4s, 6s, 7s & 8s	<input checked="" type="checkbox"/>	<input checked="" type="checkbox"/>	<input checked="" type="checkbox"/>	<input checked="" type="checkbox"/>
11s & 12s	<input checked="" type="checkbox"/>	<input checked="" type="checkbox"/>	<input checked="" type="checkbox"/>	<input checked="" type="checkbox"/>

- 3.) 'Topmark' times table games (including Hit the Button)- <http://www.topmarks.co.uk/maths-games/7-11-years/times-tables>

Focus on the x4 table this week. Play the game at least ten times recording your score each time. Try to remember more and more table facts and you should see your

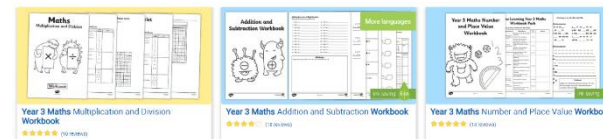
Other places to get maths resources:


Visit Twinkl: [www.twinkl.co.uk/offer](http://www.twinkl.co.uk/offer) and enter the code: UKTWINKLHELPS

You can type in 'Year 3 maths workbook' to get activities for their age. You can choose from:

- Multiplication & Division
- Addition & Subtraction
- Number & Place Value
- General Maths Revision

You can record your answers on printed out sheets or on a piece of paper/in a notebook.












	score improve.	
<b>Weekly Topic work</b>	<p>Visit the <b>www.welearn365.com</b> portal. Type in your username and password (that you use to log in to the computers at school).</p> <p><b><u>This could count as one of your homework choices!</u></b></p> <ol style="list-style-type: none"> <li>1.) Click on the Purple Mash app.</li> <li>2.) Type in 'Country Fact file' in the search box.</li> <li>3.) Click on it and choose a country you would like to research.</li> <li>4.) Have fun!</li> </ol> <p>If you can't access the Purple Mash app, you could create one on paper or on Word or using PowerPoint.</p>	
<b>Weekly science work</b>	<p>Visit the <b>www.welearn365.com</b> portal. Type in your username and password (that you use to log in to the computers at school).</p> <ol style="list-style-type: none"> <li>1.) Click on the Purple Mash app.</li> <li>2.) Type in 'Food Groups' in the search box.</li> <li>3.) Scroll down to the subheading 'Other'</li> <li>4.) Click on the 'Food Groups' or 'What is your food made of?' quiz.</li> <li>5.) If you fancy doing a writing project, you can always plan your own healthy meal.</li> </ol>	 <p>If you fancy doing some fun, easy science experiments, here is a website with great ideas.</p> <p><a href="http://www.sciencefun.org/kidszone/experiments/">http://www.sciencefun.org/kidszone/experiments/</a></p>
<b>Enrichment Ideas</b>	Please see below . Complete these tasks if you have time and you would like to.	<p>You do not need to write anything down.</p> <p>Have fun completing these tasks with your family.</p>

Use	Make a mud pie - or even better,	Play charades - Is it a film	Phone/Skype someone to	Email/write a letter to
-----	----------------------------------	------------------------------	------------------------	-------------------------

<a href="https://www.youtube.com/user/ArtforKidsHub">https://www.youtube.com/user/ArtforKidsHub</a> and find something cool to draw!	something edible. Maybe some yummy shortbread or cupcakes? Yummy!	or a book? How many words? How many syllables?	see how they are- again	someone that hasn't had a visitor- again!
Play hangman - what is the longest word you can think of? <b>You could use your weekly  spellings to help you to practice  them.</b>	Draw a portrait of someone in your household, can you add detail?	Do an 'Alphabet Hunt' - can you find an item for each letter of the alphabet? E.g. An apple for A.	Design and create an alien using junk!	Design an indoor or outdoor scavenger hunt for your family to complete.

## Topic Web

### DIFFERENT PLACES, SIMILAR LIVES TOPIC WEB

<p><b><u>Design a flag for a country</u></b> and then write an explanation to why you designed it the way you did.</p>  <p>twinkl.com</p>	<p><b><u>Make a model of a house.</u></b> This might be a traditional house or something a little more unusual. Use whatever resources you like and enjoy being creative.</p> 	<p><b><u>Write a fact file on the life of someone in another country.</u></b> The key places we're learning about are Bo, in Sierra Leone as well as France.</p> <p>(Can choose any country though!)</p> 
<p><b><u>Make a tour guide leaflet</u></b> to describe things to do in our local area.</p> 	<p><b><u>Create a countries and continents quiz</u></b> that we could use.</p> <p>(Remember to include the answers at the end)</p> 	<p><b><u>Make a meal with a recipe from a different country.</u></b></p> <p>We'd love to see pictures and your take on the recipe.</p> 
 <p><b><u>Create your own word search</u></b> for the children in the class to complete.</p> <p><i>See how many different countries you can hide.</i></p>	<p><b><u>Interview an adult</u></b> (someone you know) and ask them questions about their school life. Record some of your favourite answers and present them however you wish.</p> 	<p><b><u>Research another country on the internet</u></b> and see what interesting information you can find.</p> 

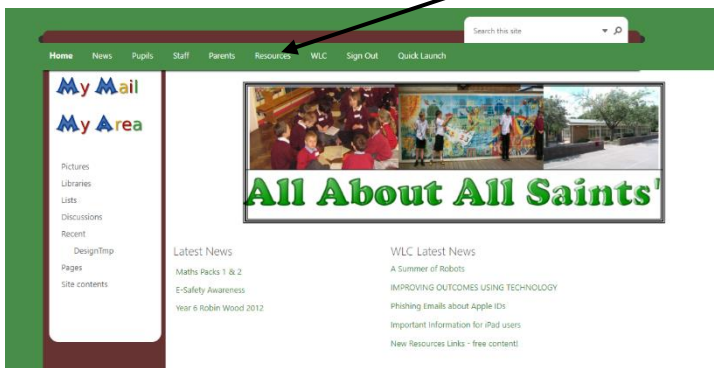
***You can present these in whatever way you want.***

(PowerPoint, Word, Purple Mash resource, Paper)

**Accessing Purple Mash set tasks through welearn365.**

1. Log on to your welearn account (using the same password as your school computer).

Click on **Resources**.



2. When on the 'Resources' page, click on the **Purple Mash** icon.



3. Once on Purple Mash, click on the **search** tab at the top of the page and type in the task I have set above.

