



Handwriting Policy for Emscote Infant School and All Saints' C of E Junior School Federation



Successful confident learners. Responsible compassionate individuals.

Vision Statement

At Emscote Infant School and All Saints' CE Junior School, we believe that proficient handwriting is essential for effective communication and is a critical component of our children's literacy development. Our handwriting policy aims to foster a love for writing and ensure that all children develop the skills necessary for fluent and legible handwriting.

Objectives

1. To ensure children have the fine motor skills to enable clear movements of hands and fingers needed to form letters and control pressure.
2. To teach children the correct formation of letters, numbers and the importance of consistent practice.
3. To encourage the development of a comfortable and effective handwriting posture.
4. To promote fluency and automaticity in handwriting, enabling children to focus on content and composition.
5. To provide support and intervention for children with specific needs in handwriting.

Policy Guidelines



























Handwriting Schemes

- Initial print writing in EYFS and KS1 will be taught following the Nelson Handwriting 'Blue' Level scheme.
- Once print handwriting accurately and consistent in formation, children will move on to use the cursive style on teachhandwriting.co.uk scheme – Route D, Letter Choice 3,

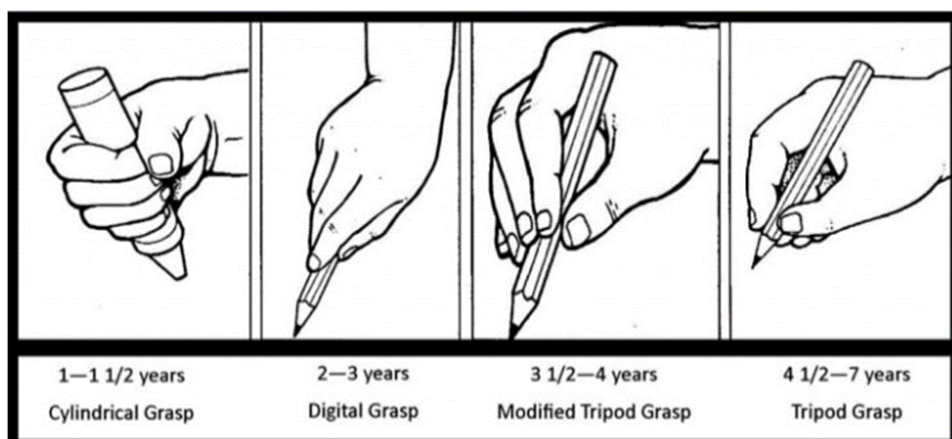
Early Years Foundation Stage (EYFS)

- **Fine Motor Skills Practice:** To provide numerous opportunities to develop hand and finger strength for stability and control through a range of activities e.g. playdoh, lacing, finger painting, drawing, scissors, tweezers, sensory play, drawing or copying different patterns and tracing.
- **Letter and Number Formation:** Children will be introduced to the correct formation of letters (lower case) and numbers (0-9) using a multi-sensory approach including Read Write Inc Rhymes. They will practice writing letters in the air, on textured surfaces, and using various writing tools.
- **Posture and Grip:** Children will be taught to sit correctly at a table with appropriate posture and use a tripod grip for holding a pencil, including providing triangular whiteboard pens and pencils. This will be reinforced through daily activities.

To support handwriting the children use rhymes from Read Write Inc to help their letter formation.

<p>a</p>  <p>Around the apple and down the leaf.</p>	<p>b</p>  <p>Down the laces to the heel and around the toe.</p>	<p>c</p>  <p>Curl around the caterpillar.</p>	<p>d</p>  <p>Around the dinosaurs bottom, up his tall neck & down to his toes.</p>	<p>e</p>  <p>Lift off the top and scoop out the egg.</p>	<p>f</p>  <p>Down the stem and draw the leaves.</p>
<p>g</p>  <p>Around the girls face, down her hair and give her a curl.</p>	<p>h</p>  <p>Down the head, to his hooves and over his back.</p>	<p>i</p>  <p>Down the body and dot for the head.</p>	<p>j</p>  <p>Down his body, curl, dot for his head.</p>	<p>k</p>  <p>Down the kangaroo's body tail and leg.</p>	<p>l</p>  <p>Down the long leg.</p>
<p>m</p>  <p>Down Maisie, mountain, mountain.</p>	<p>n</p>  <p>Down Nobby and over his net.</p>	<p>o</p>  <p>All around the orange.</p>	<p>p</p>  <p>Down the pirates plait and around his face.</p>	<p>qu</p>  <p>Round her head, up past her earring, down her hair, and flick.</p>	<p>r</p>  <p>Down the robots back and curl over his arm.</p>
<p>s</p>  <p>Slither down the snake.</p>	<p>t</p>  <p>Down the tower, across the tower.</p>	<p>u</p>  <p>Down and under, up to the top and draw the puddle.</p>	<p>v</p>  <p>Down a wing, up a wing.</p>	<p>w</p>  <p>Down, up, down, up.</p>	<p>x</p>  <p>Down the arm and leg, repeat the other side.</p>
<p>y</p>  <p>Down a horn, up a horn and under head.</p>	<p>z</p>  <p>Zig-zag-zig.</p>				


As children develop their fine motor skills improve to a tripod grip. Children will either use triangular whiteboard pens, pencils or pencil grips to encourage a proper pencil hold during Reception and Key Stage 1.



Letter formation is taught as letter families which have similar patterns.

Letter Families


Ladder Lemur Letters



l i u t y j

l i u t y j


One-Armed Robot Letters



n m h k b p r

n m h k b p r


Curly Caterpillar Letters



c a d e s g f q o

c a d e s g f q o


Zigzag Monster Letters




z v w x

z v w x

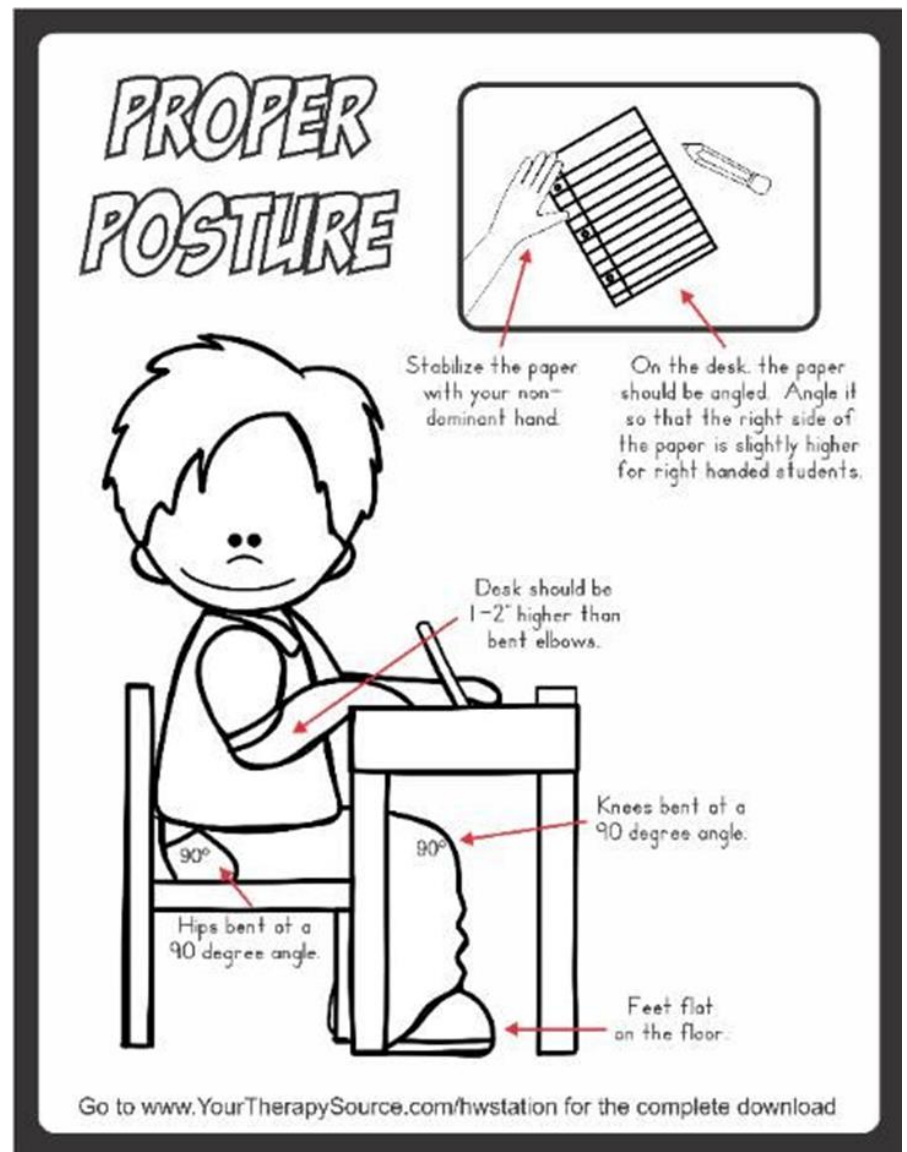
0 1 2 3 4 5 6 7 8 9



Accuracy in letter formation of both capital letters and lower case – starting and finishing letters in the right places.



We teach how to sit correctly at a table and how the paper should be positioned in the correct way.



Key Stage 1 (Years 1 and 2)

- **Continued Development:** Children will continue to practice letter formation, focusing on upper and lower case letters as well as number formation. Handwriting sessions will include short, focused practice times.
- **Practice:** Handwriting practice will be taught as stand-alone lessons at least 4 times a week, Handwriting formation also forms part of daily phonics teaching with a focus on dictation and writing sentences to reinforce spelling and punctuation.
- **Monitoring Progress:** Teachers and support staff will monitor handwriting closely, providing feedback and guidance to ensure correct letter formation and posture.
- **Introduction to Joined Handwriting:** Children will begin learning a cursive script when they are confident in letter formation during the second part of Year 2 (in preparation for KS2). This will ensure they understand the importance of joining letters for fluency.

Cursive Handwriting formation – all lower case letters lead in and start on the line. Letters are taught in letter families to develop the skills for joining to the next letter.

Straight Lines



Curves to start



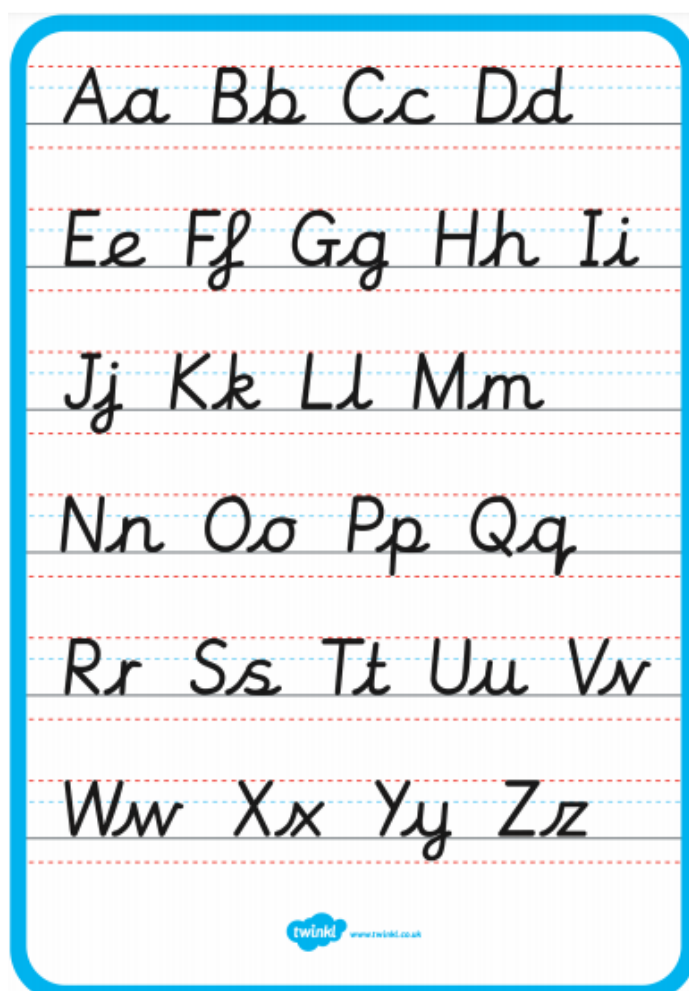
Top Exit



Tunnels



Hooks and Loops



Key Stage 2 (Years 3 to 6)

- **Joined Handwriting:** All children will follow the cursive style of handwriting using the scheme teachhandwriting.co.uk Route D LetterChoice3. This will ensure that a consistent approach to joined letter formation takes place throughout Key Stage 2
- **Fluency and Composition:** Children will be encouraged to write fluently and at speed, allowing them to focus on the content of their writing. Regular dictation sessions will be included to reinforce spelling and punctuation.
- **Refinement of Handwriting Skills:** Teachers will provide targeted support for children who struggle with handwriting, using structured interventions as needed.
- **Assessment and Feedback:** Handwriting will be assessed regularly, with feedback provided to encourage improvement. Children will be taught to self-monitor their handwriting and make corrections as needed.
- **Integration with Other Subjects:** Handwriting will be integrated into all subjects, ensuring that children apply their skills across the curriculum.

Additional Support for Children with SEND (across the Federation)

- **Individualised Strategies:** For children with specific needs, reasonable adjustments will be made to support their handwriting development. This may include the use of assistive technology or additional practice sessions.
- **Targeted Interventions:** Structured interventions will be implemented for children who require extra support, focusing on their specific handwriting challenges as well as fine motor control activities. We use the structured OT programme for developing fine motor skills <https://www.swft.nhs.uk/our-services/occupational-therapy-children>

Monitoring and Review

This policy will be reviewed annually to ensure it remains effective and aligned with best practices. Feedback from staff, children, and parents will be considered in the review process.

Conclusion

At Emscote Infant School and All Saints' CE Junior School, we are committed to providing a high-quality handwriting education that supports all children in becoming confident and competent writers. Through consistent practice, support, and a focus on the development of fine motor skills, we aim to foster a love for writing that lasts a lifetime.

This policy can be adapted to fit the specific needs of your school and should be communicated to all staff, parents, and children to ensure a consistent approach to handwriting across all year groups.