




Weekly Topic Tasks for Year 1 W/C 13th July 2020



Remember, there is now additional **White Rose** maths work available as well.

Monday	<p>What is a portrait? What is the difference between a portrait and a self-portrait? Why do artists create portraits?</p> <p>Take ideas and discuss. Use the slides in Appendix 1 saved about portraits. Mona Lisa, Portrait of Madame Matisse (Green Stripe) and Adele Bloch-Bauer Encourage children to look carefully at the three paintings. What do you think about the colours? Is it realistic? Is it detailed? Do you think it is a happy or sad painting?</p> <p>Discuss the similarities and differences between the paintings.</p> <p>The artists have all used the same medium- paint. So why do they look different? What different techniques have they used?</p> <p>We are getting some work ready to send up to your new teacher at school. This work might be used as a display when you first start. We would like you to create a pencil self- portrait. To do this you will have to study your own features carefully. Use a mirror to look at yourself.</p> <ul style="list-style-type: none">• Look really carefully at the shape of you face. Is it perfectly round?• Look at the shape of your eyes and the different parts of your eye, the shape of the outside, the pupil inside, your eye lid, the shape and thickness of your eye brows etc We all have slight differences in shape and size.• Look carefully at your nose. Is it wide or thin? Is it pointy or rounded?• Look at the shape of your lips. They are not just a straight line. Are your lips full/thick or thin? Is your mouth wide or narrow? <p>Look at the 'How to draw a Self-Portrait' sheets in Appendix 2. Use this as a guide to draw your self- portrait.</p>
Tuesday	<p>For this session the children will ideally need a photograph of themselves that has been printed in black and white 4 copies on a sheet (or more) If this is not possible, they can draw their face 4 times.</p> <p>Discuss the different words- pop and art. So what do we think Pop art might be? Tell the children they are going to watch a clip from the Tate Modern Gallery. This is a gallery dedicated to modern art. https://www.tate.org.uk/kids/explore/what-is/pop-art</p> <p>Andy Warhol is one of the most famous Pop Art artists in the world. He is most famous for creating portraits of very famous people in a very different way. He mostly prints his images with printing paints/inks. Let's look at some of his work. Show the children Appendix 3- famous portraits by Andy Warhol</p> <p>Discuss thoughts. What do you like about them? What don't you like? How do they make you feel? Is this the sort of art you would like to display in your home? Do you prefer traditional style portraits or Pop Art portraits?</p>

	<p>Using the print out of yourself or drawings of yourself, you are going to create a pop art self-portrait.</p> <p>Look at how Warhol substituted the natural colours for very bold exciting colours. Using felt tip pens. Make each picture of you different by colouring over your face and background in bold, block colours. Change the colour of your skin, hair, clothing, background etc so every picture looks different and modern.</p>
Wednesday	<p>So your next teacher really gets to know a lot about you, we are going to write a pen portrait of ourselves. Instead of a picture that shows a true representation of yourself, you are going to do a piece of writing all about yourself. We want your writing not just to contain facts/information, but to also show us a bit of your personality. It can be truthful but still fun to read.</p> <p>We are going to do this piece of writing in stages over the next few days, as there are lots of things we would like you to include.</p> <p>Today we are going to plan the writing. This can just be words or short phrases to jog your memory and help to structure your writing. Look at the planning format with your adult. Appendix 4 Write some of your ideas in the boxes.</p> <p>Ask your adult to read the pen portrait example Appendix 5 What did you like about it? Did anything make you laugh? Did you feel they got to know quite a lot about this person? Did any part of it give you some ideas for your own writing?</p> <p>Your writing does not have to include as much detail but it is the detail that brings the writing to life!</p>
Thursday And Friday	<p>Today you are going to start your draft copy of your pen portrait. This is the first copy that you can edit (change) as you go along.</p> <p>Use the Drafting sheets Appendix 6 to do your writing</p> <p>Note to parents/adults This is a task that can be done in short sections over a period of time. If you just want to do 1 or 2 sections a day that is fine. It would be nice ideally to have a finished piece of writing that could be given to the next teacher at the start of term.</p> <p>Happy Writing!</p> 

What is a Portrait?



A portrait is a picture of a one person or a small group of people.

People can make portraits in lots of ways, using different materials, techniques, equipment, and colours.



Why do Artists Paint Portraits?

Sometimes artists are asked to create a portrait for somebody. They may get paid to do so.

Sometimes artists create portraits of somebody they admire or love.



Portrait of King Henry VIII (1536) by Holbein

Portrait of an Infant (1881) by Renoir




In the past, portraits were mostly used to memorialize rich and powerful people like kings and queens. This meant the world would remember them after they died.


An artist often tries to show the person's character so a portrait might show how important someone is, or how kind, or strong.



Mona Lisa (1503-1517)
by Leonardo da Vinci




Portrait of Madame Matisse (Green Stripe) (1905)
by Henri Matisse



Adele Bloch-Bauer 1 (1907)
by Gustav Klimt

Photo courtesy of Wikimedia Commons - grahamwaterhouse.com - attribution

Some Portraits by Famous Artists



How are they
similar?

How are they
different?

Which is your
favourite? Why?


Photo courtesy of Wikimedia Commons - grahamwaterhouse.com - attribution

How to Draw a Self-Portrait



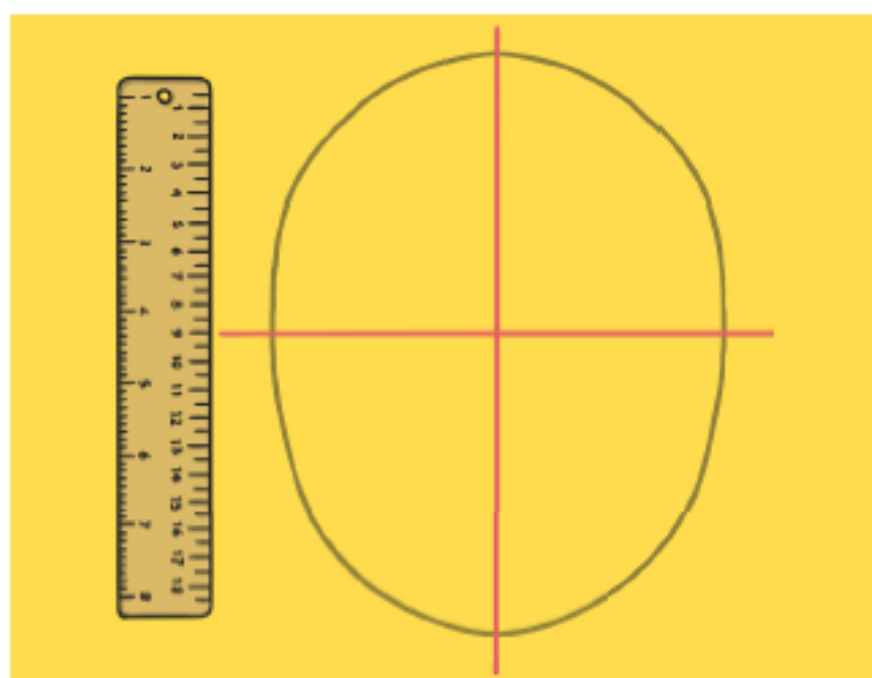
Step 1

Draw a faint oval. You will go back over this later after you have drawn the hair.




Step 2

Make some very faint guide lines with a pencil and ruler.



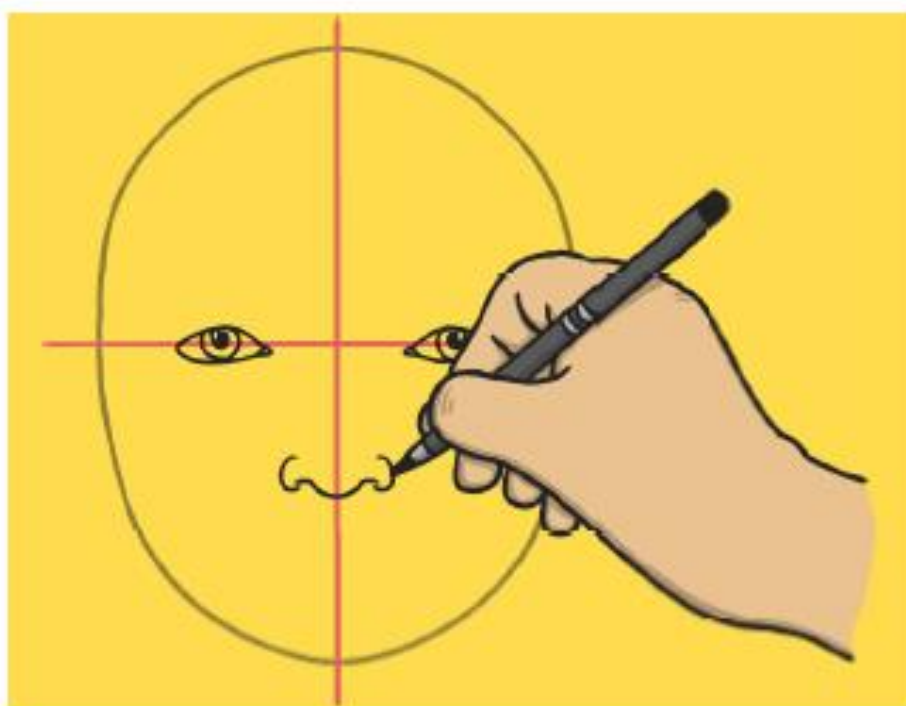
Step 3

Draw the eyes.



Step 4

Draw the nose.



Step 9

Go over the lines of the oval that isn't covered by hair. Erase the faint guide lines and the oval lines that are covered by hair.



Step 10


Colour in the face. Don't forget to add the pupils in the eyes and any freckles or other details on the face.



Appendix 3



Che Guevara was a famous leader from Cuba.



Che Guevara



Mona Lisa is a very famous painting by Leonardo Di Vinci.




Mona Lisa



Marilyn Monroe was a very famous movie star.



Marilyn Monroe



Andy Warhol—the artist himself.



Andy Warhol—self portrait



The Queen—when she was younger.



The Queen

Appendix 4:

My pen portrait plan.

<p><u>About me</u> — name, age, what I look like</p>	<p><u>Where I live</u> — town, type of house</p>	<p><u>Who you live with</u> — family members and names</p>	<p><u>Hobbies/ interests</u></p>	<p><u>Favourite subjects</u> — why</p>
<p><u>My friends</u> — who are my friends and why do I like them?</p>	<p><u>My pets</u></p>	<p><u>An interesting fact that people might not know</u></p>	<p><u>What I would like to become</u> — job/life ambition</p>	<p>If I could change anything in the world it would be.....</p>

Appendix 5

A pen portrait example

Hello. My name is Jane and I am going to tell you a little bit about myself.

I am 12 years old but am quite short for my age. I have short dark hair now. It used to be very long but my mum got fed up of it looking a mess and persuaded me to get it cut. I didn't like it at first but it's ok now. It doesn't take as long to dry. I wanted to dye it pink but my mum said NO. I'm going to do it when I leave home. I am supposed to wear glasses all the time but I don't like them so sometimes when I go out with my friends I take them off. I like to wear fashionable clothes but my mum still buys a lot of my clothes and she doesn't want me to look like a pop star! So most of my clothes are quite boring. I am quite muscly as I play lots of sport. Grandad used to say I had the build of a wrestler and the face of a rugby player. I don't think that was a compliment.

I live in a small house with my mum and my brother Joe in Coventry. I have my own room. It is the smallest one because I am the youngest. The walls are painted pink but you can't really see them as they are covered in posters of all my favourite bands. It is a terraced house which means it joins on to other houses on each side. The walls are quite thin and I can hear the next door neighbour snoring at night!! I like where I live. We know all the neighbours and I have lots of friends nearby.

My mum is always very busy. She is called May. She works in the post office in the day but does some ironing for the neighbours in the evening so we can sometimes have days out. She says we cost a lot of money, me and Joe! Joe is 15 and is always out with his friends. He's alright as brothers go. We get on most of the time but not when he takes my records without asking!

I love music, especially pop music! If I'm not listening to the radio, I'm playing my records or CD'S. I like to play them really loud but can only do that when mum is out. She doesn't like loud music! I learn all the words to the latest hits and practise singing them in front of my bedroom mirror. I put my own dance routines to them too. I used to have dance lessons but I had to stop that when mum ran out of money. I would like to go back one day.

I'm a good girl at school. I don't always like to go to school but I like choir and gym club so that gets me there most days. My favourite subjects are art, drama and P.E. Mr Jones says that I have enough potential to go to art school but I wouldn't get in if I didn't complete all my art assignments on time. This term in art we have been studying portraits. I prefer modern art and love all the Pop Art artists but we have to study all the different styles. I'm a great little gymnast and I'm particularly good at tumbling. Mum says that because I am small I have good balance. I have won medals for the school in gym competitions but mum never comes to watch. She gets scared in case I hurt myself.

I don't really have a 'best friend'. I have some good friends that I like to spend time with for different reasons. In school I hang around with my friend Alex. I like her because she is a bit naughty sometimes and makes me laugh. We are not allowed to sit together in every class because we disrupt people. Alex doesn't do gym or choir though so I don't see her at dinner time or after school. My friend from choir is called Jackie. She has got the most amazing voice. We like to make up songs together and sometimes we perform them at the end of year show. My other friend is Gwen. She only really became my friend because her mum is friends with my mum. We don't really have a lot in common but she is a nice person and if I need help with my homework she will always come to the rescue!

At home we have a pet dog. We did have 3 pets but the cat killed the guinea pig and then the cat got old and died. We buried it in the garden. Now we just have Rupert. He is a Labrador and is very

naughty. He eats all sorts of things that he shouldn't and is often at the vets. Mum says we can't have another pet if he dies. They cost too much money!

I have lots of secret talents that people might not know about me. Like I know how to ask for the toilet in sign language. My grandfather was a Russian spy (but I'm not supposed to tell people that one). I can stand on one leg for over 5 minutes and I can sing the National Anthem backwards word perfect. I'm not sure how useful these things will be to me but you never know!

I keep changing my mind about what I want to be. When I was younger I obviously wanted to be a gymnast but then I realised if I wasn't one of the very best in the world, I would never get rich from that. Then I wanted to be a pop star but Joe tells me that I might be a good singer but I'm not good looking enough to be a pop star. If I get my art assignments done maybe I will get into art school. It would be really cool to be a book illustrator. I think I would be good at that. I'd like to illustrate children's books because children's stories are so much more fun. I used to love looking at the pictures when the teacher read to us in Primary School.

If I could change anything in the world I would like to make sure every child had a safe home to live in, a good education and clean water. Sometimes I forget to be grateful for these things and then I am reminded again. Sometimes I am reminded in assembly. Sometimes I see sad documentary programs on the television and sometimes my mum reminds me to be grateful for the things I have. 'We don't have a lot but we do have love' she says. I know she is right. There are lots of things I wish for that don't really matter. But I do still wish I could pick my own clothes and look like a pop star – just at the weekends.

Appendix 6

Pen Portrait Drafting sheet

About me-name, age and description

Where I live- town and type of house.

Who I live with

Hobbies and interests

Pen Portrait Drafting sheet

Favourite subjects— what I like to do at school and why

My friends

My pets (don't worry if you don't have any.)

Interesting facts—things that others might not know about me

Pen Portrait Drafting sheet

Job/s I would you like to do when older

Things I would like to change in the world
