



Weekly Topic Tasks for Reception - 'Amazing Animals' w/c 22.6.20



The focus for this week is animals that live in the 'polar regions' - the Arctic (North) and the Antarctic (South). It is a very cold place to live!

Phonics Focus revision

Practice saying the phase 2 and 3 sounds - a copy of the sheet can be found on page 3. Please practice any sounds that you are unsure of. *You could print out the sheet, cut out the sounds and do 'quick-fire' practises with your child.*

We are going to be revising the sounds that you have been learning by reading and writing them in words too.



Using the sounds **s, a, t, p, i, n, m, d**, create your own words - can you make a list of words that would be real and ones that would be made up! You might come up with some funny 'alien' words!

On the link we sent out in the letter last week, there is a 'CVC' (Consonant, Vowel, Consonant words e.g. mat) booklet that you might like to complete or use for ideas.

Maths Practice

Adding More

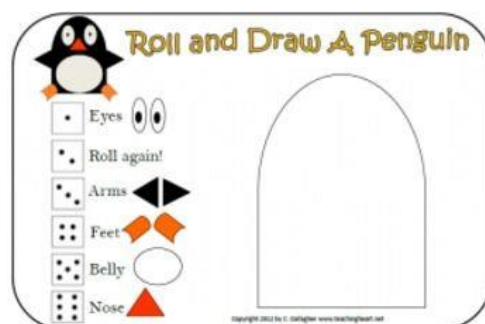
Focus: Using objects to add/subtract two single-digit numbers and counting on or back to find the answer.

Show me 5 fingers, now show me 2 more. How many fingers now? How do you know there are 7? Did you count them all 1, 2, 3, 4, 5, 6, 7?

Is there another way to count them? We know we have 5 on this hand? Can we count on? 6, 7?

Repeat with other numbers or objects in two groups and encourage counting on to find the answer. You might like to play this penguin game too!

Challenge: Can you do the same by counting back 1 or 2?



Monday

Our story focus today is 'The Girl who went to the Arctic'.



Watch the following animation of the story:

https://www.youtube.com/watch?v=rUyHdy4y_5E
























Discuss the story with your grown up. Here are a few questions to discuss:

- What is the girl called in the story?
- How does the girl travel in the story? Could she use a car? Why not?
- What order did the animals appear in the story?














	<p>-What is your favourite animal in the story and why?</p> <p><i>The Arctic is a polar region in the North of the world. On the picture background on page 4 label all the different Arctic animals you can find. If you coloured the picture, what kind of colours would you need? Could you draw the Northern Lights in the picture too?</i></p>				
Tuesday	<p>Compare a polar environment to our environment</p> <p>We would like you to discuss how the polar environment is different to where you live. Create a table like the one below and write or draw in similarities and differences.</p> <table border="1"> <tr> <th>Polar Regions</th><th>United Kingdom</th></tr> <tr> <td>e.g. Very cold</td><td>e.g. Warm and cold</td></tr> </table>	Polar Regions	United Kingdom	e.g. Very cold	e.g. Warm and cold
Polar Regions	United Kingdom				
e.g. Very cold	e.g. Warm and cold				
Wednesday	<p>Lost and Found by Oliver Jeffers</p> <p>We would like you to watch the story using the following link: https://www.youtube.com/watch?v=cRAAQ8EWzig</p> <p>Discuss the story messages using these questions as a prompt:</p> <ul style="list-style-type: none"> • Talk about how the boy might be feeling when the penguin first arrives at his door. • Explore why the penguin follows the boy. What does he want? • The boy made a mistake leaving the penguin at the South Pole. Discuss mistakes that the children might have made in the past. How did they resolve them? • The penguin was lonely... Discuss what it means to be lonely and how we can help others when they are feeling lonely. What can we do when we feel lonely ourselves? <p>We would like you to create a greeting-style card to tell someone that is important or special to that you are thinking of them. Here are some ideas of what you could draw. Write a kind and thoughtful message inside. Can you ask your grown-up to help post it to your special person?</p> <div style="display: flex; justify-content: space-around; align-items: center;"> <div style="text-align: center;"> <p>Hello</p>  </div> <div style="text-align: center;"> <p>Thinking of You</p>  </div> </div>				
Thursday	<p>Polar Animal Fact Sheet</p> <p>We would like you to create a fact sheet all about a polar animal of your choice. Write about: <i>What it looks like? Where it lives? What it eats? What its lifecycle is like? Finish off with an 'Interesting Fact'.</i></p> <p>There is a suggested template on page 5 for a penguin if you wish to use this. Working with your adult, they could write out the fact for you to copy, otherwise try to think carefully about the sounds that you can hear in the words that you want to write.</p>				
Friday	<p>Drawing a Penguin</p> <p>The other polar region of the world is called the Antarctic. In this region we find penguins - they are birds that cannot fly. However, they are really good at swimming! Today we would like you to follow the instructions on page 6 to draw a penguin. Have fun and look carefully at each picture!</p> <p>Once you've drawn your penguin, can you label some of its features - such as <i>feet, beak, wings, eyes, feathers.</i></p>				

Phase 2 Sound Mat

s 	a 	t 	p 	i 	n 	m 	d 
g 	o 	c 	k 	ck 	e 	u 	r 
h 	b 	f 	ff 	l 	ll 	ss 	

Phase 3 Sound Mat

j 	v 	w 	x 	y 	z 	zz 	qu 
ch 	sh 	th 	ng 	ai 	ee 	igh 	oa 
oo 	oo 	ar 	or 	ur 	ow 	oi 	ear 
air 	ure 	er 					



Can you find and label the following Arctic animals in the picture?

Think about the sounds that the words begin with to work out which word to use.

seal	fish	polar bear	snowy owl
Arctic fox	reindeer	Arctic hare	walrus

Learning All About...

PENGUINS

BODY

HABITAT

FOOD

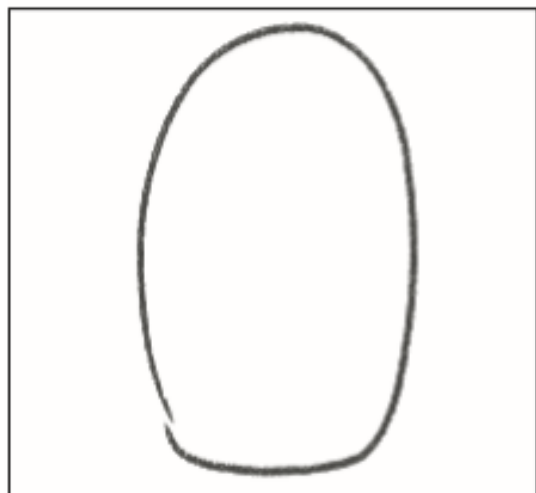
LIFE CYCLE

INTERESTING FACT



How to Draw a Penguin

1



2



3



4



5



6

